

# Lattice Weak Matrix Elements: A diagnostic tool for New Physics in the LHC era

Amarjit Soni

HET, BNL

([soni@bnl.gov](mailto:soni@bnl.gov), adlersoni@gmail.com)

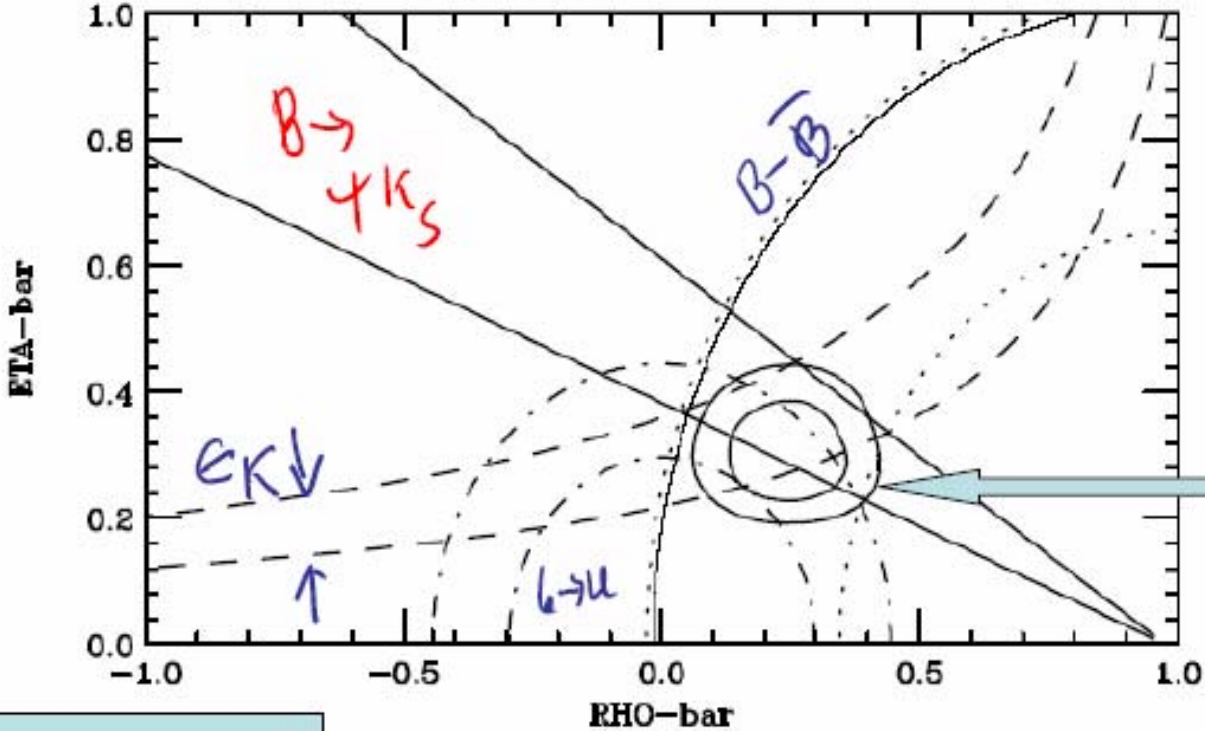
# Main point

*Increase in accuracy in  $B_K$  allows separately to test the SM against input from “loop” versus input from “trees” yielding possibly important result*

1<sup>st</sup> Hint of confirmation of KM  
CP description

Atwood & AS, hep-ph/0103197

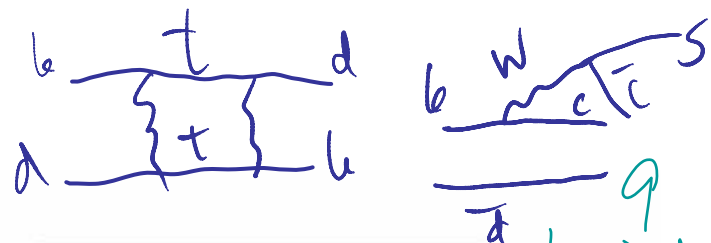
Case-A1



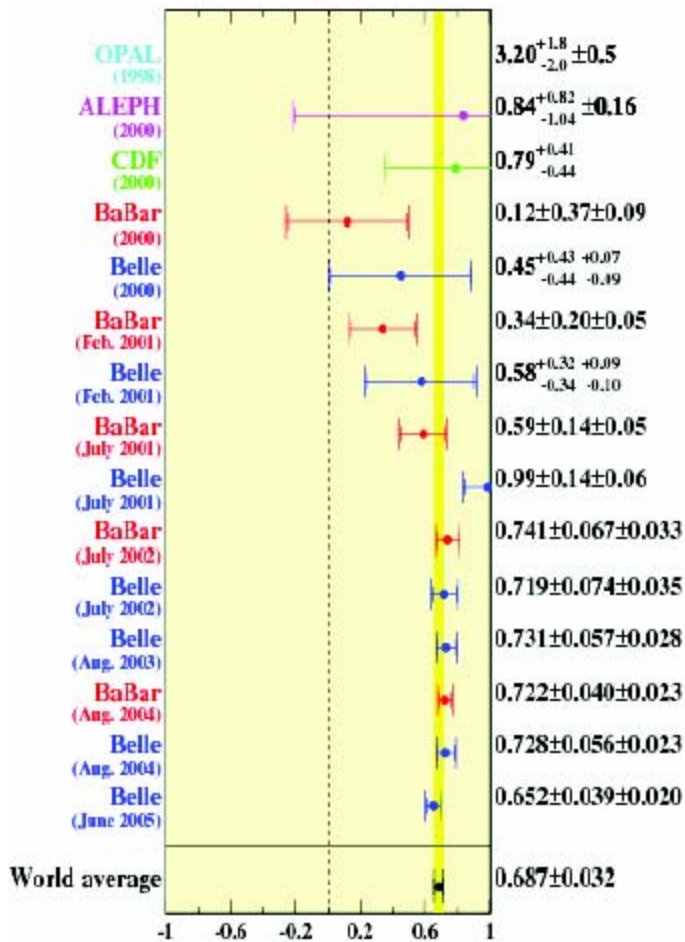
NOOSE

Most bands due  
To theory errors

# MEASUREMENT of $\beta(\phi_1)$



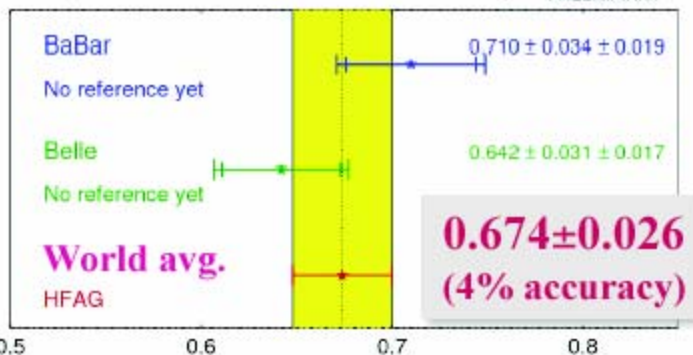
sin2 $\beta$  history (1998-2005)



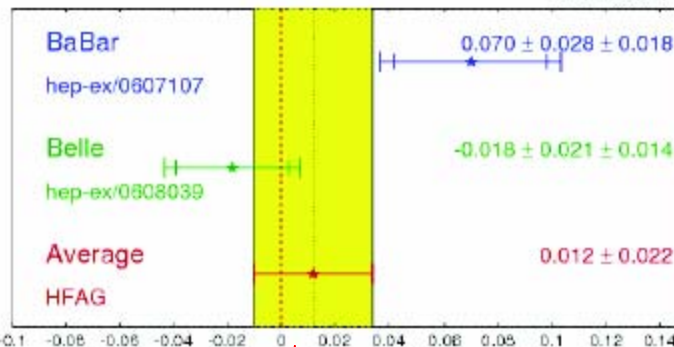
2006 BaBar + Belle

$\$10+5K$   
M-Y

$S_{CP} = \sin(2\beta) \equiv \sin(2\phi_1)$  HFAG ICHEP 2006 PRELIMINARY



$b \rightarrow cc s C_{CP}$  HFAG ICHEP 2006 PRELIMINARY

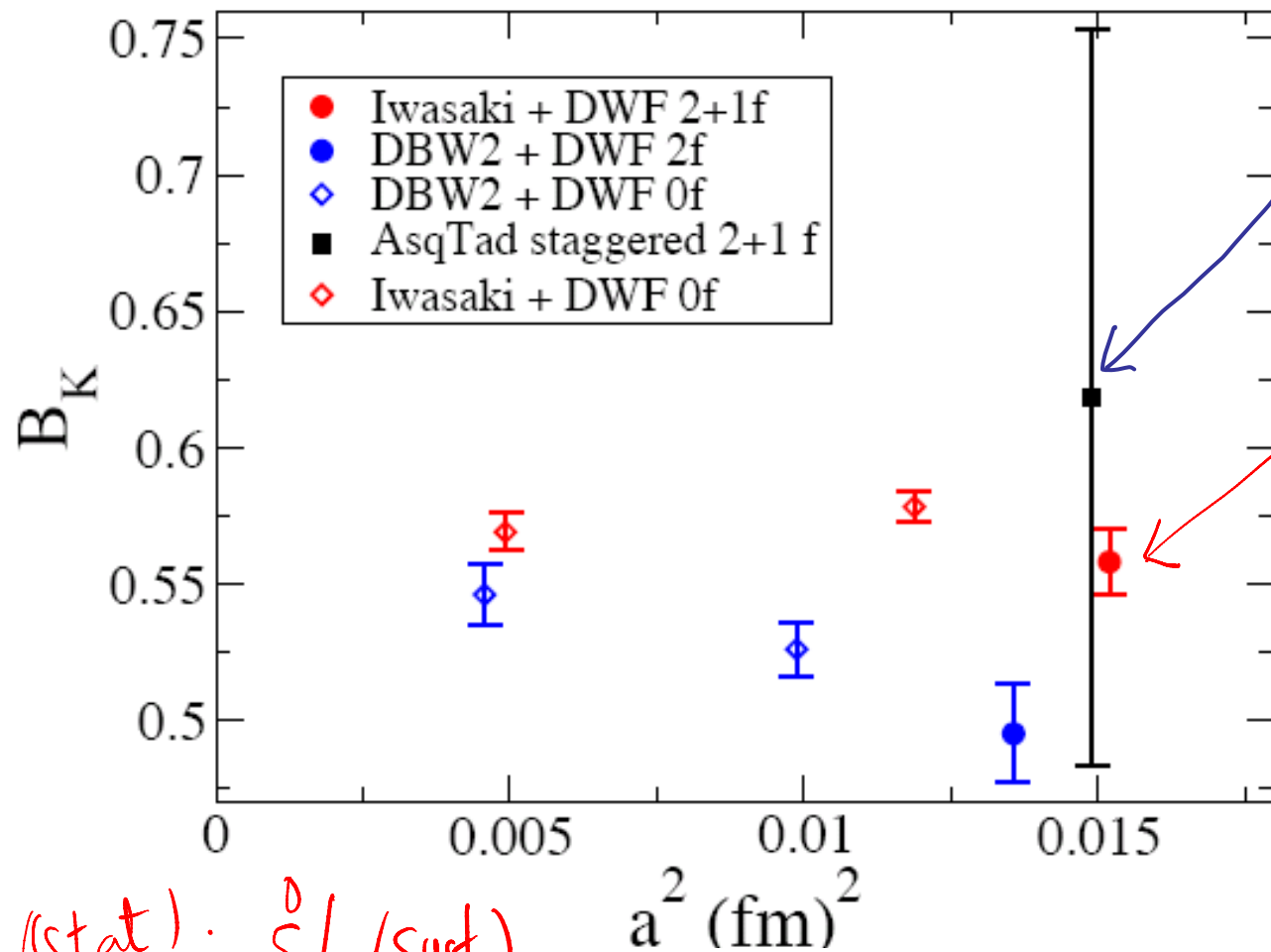


PRIMARYLY with LATTICE INPUT (CKM FIT + UT FIT) / SM  $\sin 2\beta = 0.78 \pm 0.10$

# RBC-UKQCD 2+1 dynamical DWQ, hep-ph/0702042

$$B_K^{\overline{\text{MS}}}(2 \text{ GeV}) = 0.524(10)(28)$$

PRL Jan25,08



$\sim 2\%$  (stat);  $5\%$  (syst)

# Brief (~25 years) History of $B_K$

, ~'83 DGH use  $K^+$  lifetime + LOChPT + SU(3) →  
 $B_K \sim 0.33$ ... no error estimate, no scale dependence...

UNCONTROLLABLE  
APPROXIMATION →

~'84 Lattice method for WME born...many attempts  
& improvements for  $B_K$  evaluations

~'98 JLQCD staggered  $B_K(2\text{GeV}) = 0.628(42)$  quenched (~110).

~'97 1<sup>st</sup>  $B_K$  with DWQ (T.Blum&A.S), 0.628(47) quenched.

~'01 RBC  $B_K$  with DWQ, quenched=0.532(11) quenched

~'05 RBC,  $n_f=2$ , dyn. DWQ,  $B_K = 0.563(21)(39)(30)$

~'07, RBC-UKQCD DWQ 2+1 ..... 0.557(12)(29)

DWQ lower  $B_K$  → requiring larger CKM-phase

~'08 Target 2+1 dyn. DWQ,  $B_K$  with total error 5%

time has constrained KM parameters well enough that a knowledge of the B parameter can be used to put a nontrivial bound on the mass of the top quark. Thus, for example, with  $B = .33$  the standard model with three generations requires  $m_{\text{top}} \gtrsim 40$  GeV for it to successfully account for the experimentally observed value of  $\epsilon$ .<sup>6)</sup>

Left-right symmetric theories constitute a popular means for extending the standard model. The  $K^0\bar{K}^0$  mass difference can be used to learn about the lower bound on the mass scale of such theories. These bounds depend linearly on  $M_{LR} \equiv \langle K^0 | \bar{s}\gamma_\mu(1-\gamma_5)d \bar{s}\gamma^\mu(1+\gamma_5)d | \bar{K}^0 \rangle$ , and the current bound (1.6 TeV for the mass of the right handed gauge bosons) was deduced by assuming vacuum saturation.<sup>7)</sup> It will therefore be useful to calculate  $M_{LR}$  on the lattice.

The matrix elements of some penguin operators control in the standard model another CP violation parameter, namely  $\epsilon'/\epsilon$ .<sup>6,8)</sup> Indeed efforts are now underway for an improved measurement of this important parameter.<sup>10)</sup> In the absence of a reliable calculation for these parameters, the experimental measurements, often achieved at tremendous effort, cannot be used effectively for constraining the theory. It is therefore clearly important to see how far one can go with MC techniques in alleviating this old but very difficult



**So what does this increased  
accuracy buy for us?**



# Lunghi+AS, arXiv.0707.0212

( $\sin 2\beta = 0.75 \pm 0.04$ )

Directly measured via  
(gold-plated)  
 $B \rightarrow \psi K_S$ ,  
 $\sin \beta = 0.68 \pm 0.026$

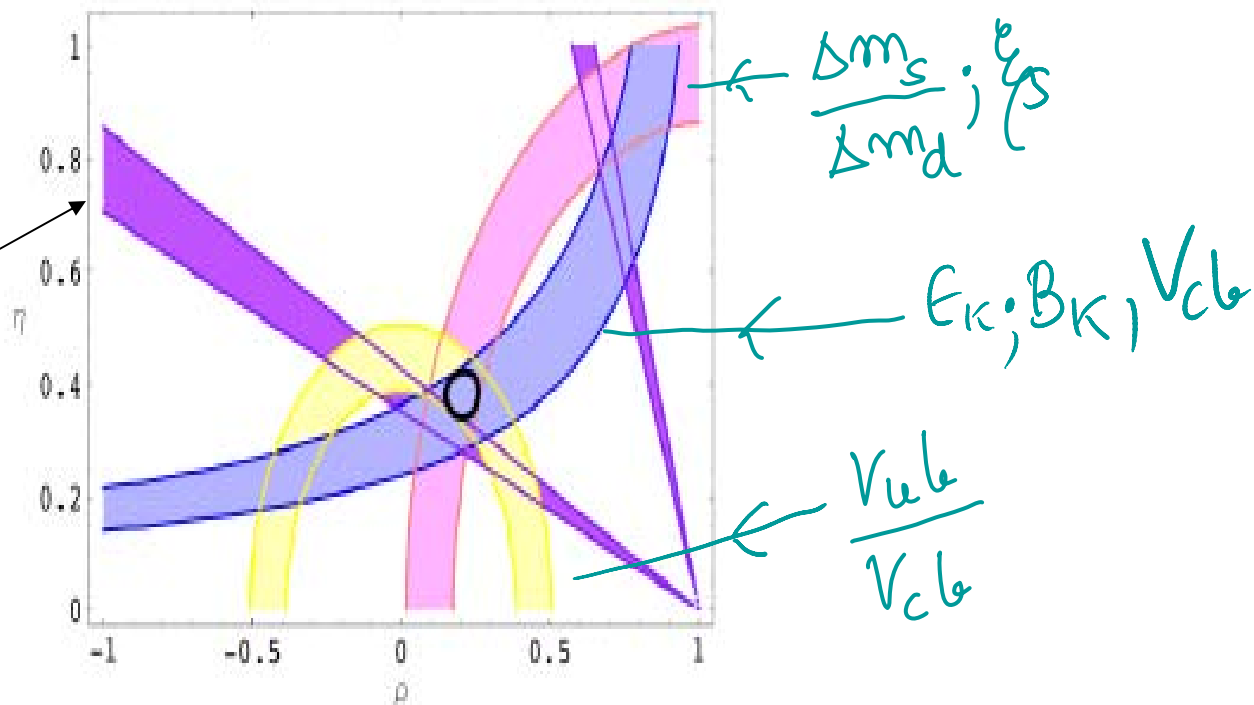


Figure 1: Unitarity triangle fit in the SM. The constraints from  $|V_{ub}/V_{cb}|$ ,  $\epsilon_K$ ,  $\Delta M_{B_s}/\Delta M_{B_d}$  are included in the fit; the region allowed by  $a_{\psi K}$  is superimposed.

# Continuing saga of $V_{ub}$

- For past 2 years or so exclusive & inclusive  
~small discrepancy:
- Exc  $\sim (3.7 \pm .2 \pm .5) \times 10^{-3}$
- Inc  $\sim (4.3 \pm .2 \pm .3) \times 10^{-3}$
- More recently (LP'07) Neubert suggests  
source is  $m_b$  extraction from  $b \rightarrow s \gamma$ ;  
disregarding that  $m_b$  shows incl.  $V_{ub}$  quite  
consistent i.e.  $3.98 \pm .15 \pm .30 \times 10^{-3}$

**Furthermore,  $V_{ub}$  is purely tree, so if we could test the SM w/o it, we should.... Observation: Yes, (now) we can**

**-> Let's try NOT use  $V_{ub}$**

# Significance of fit w/o $V_{ub}$

- Because of reduction of error in  $B_K$   
Now non-trivial constraint on  $\sin 2\beta(\text{SM})$   
obtainable w/o  $V_{ub}$

Lattice calculation of  $B_K$  and SU3 breaking ratios (are also B's), all involve  $\Delta F=2$  mixing matrix elements, do NOT require any momentum injection in sharp contrast to semi-leptonic form factor needed for  $V_{ub}$ ...

Besides it is very difficult to get  $V_{ub}$  from inclusive cleanly (b  $\rightarrow$  u is NOT protected by HQ symmetry of QCD  $\rightarrow$  ultimately the lattice will win)

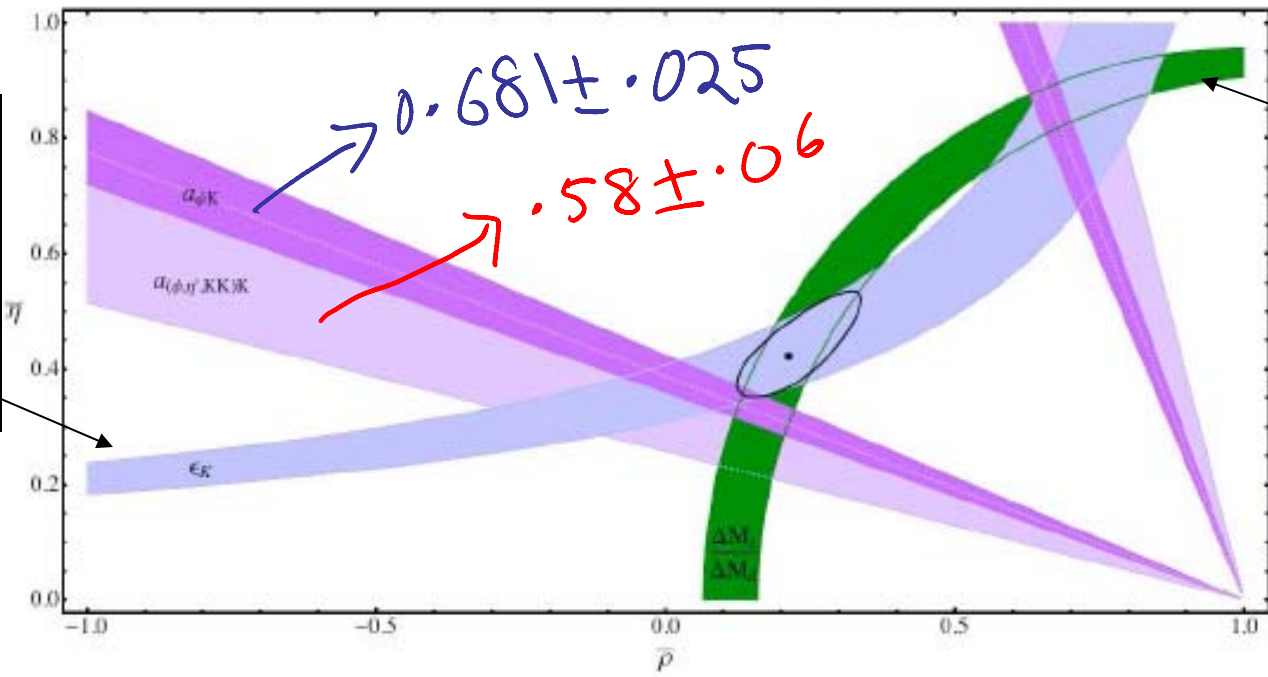
$$\begin{array}{c}
 K^0 \\
 B_d
 \end{array}
 \beta_S \underbrace{\quad \quad \quad}_{\xi_W \quad \xi_W} \overline{K^0} \beta_S, \overline{B_d} \quad \Delta F=2 \text{ BOX}$$

Leave out  $V_{ub}$

$$\sin 2\beta = 0.87 \pm 0.09 \{\text{Lunghi+AS, hep-ph/08034340}\}$$

( became possible only due significantly reduced error in  $B_K$  )

Antonio et al  
(RBC-UKQCD)




Gamiz et al;  
Becirevic;  
Tantalo

FIG. 1: Unitarity triangle fit in the SM. All constraints are imposed at the 68% C.L.. The solid contour is obtained using the constraints from  $\epsilon_K$  and  $\Delta M_{B_s}/\Delta M_{B_d}$ . The regions allowed by  $a_{\psi K}$  and  $a_{(\phi+\eta'+2K_s)K_s}$  are superimposed.

2.1-2.7  $\sigma$ - deviation from the directly measured values of  $\sin 2\beta$  require careful follow-up

# SU(3) breaking ratio $\xi_s$

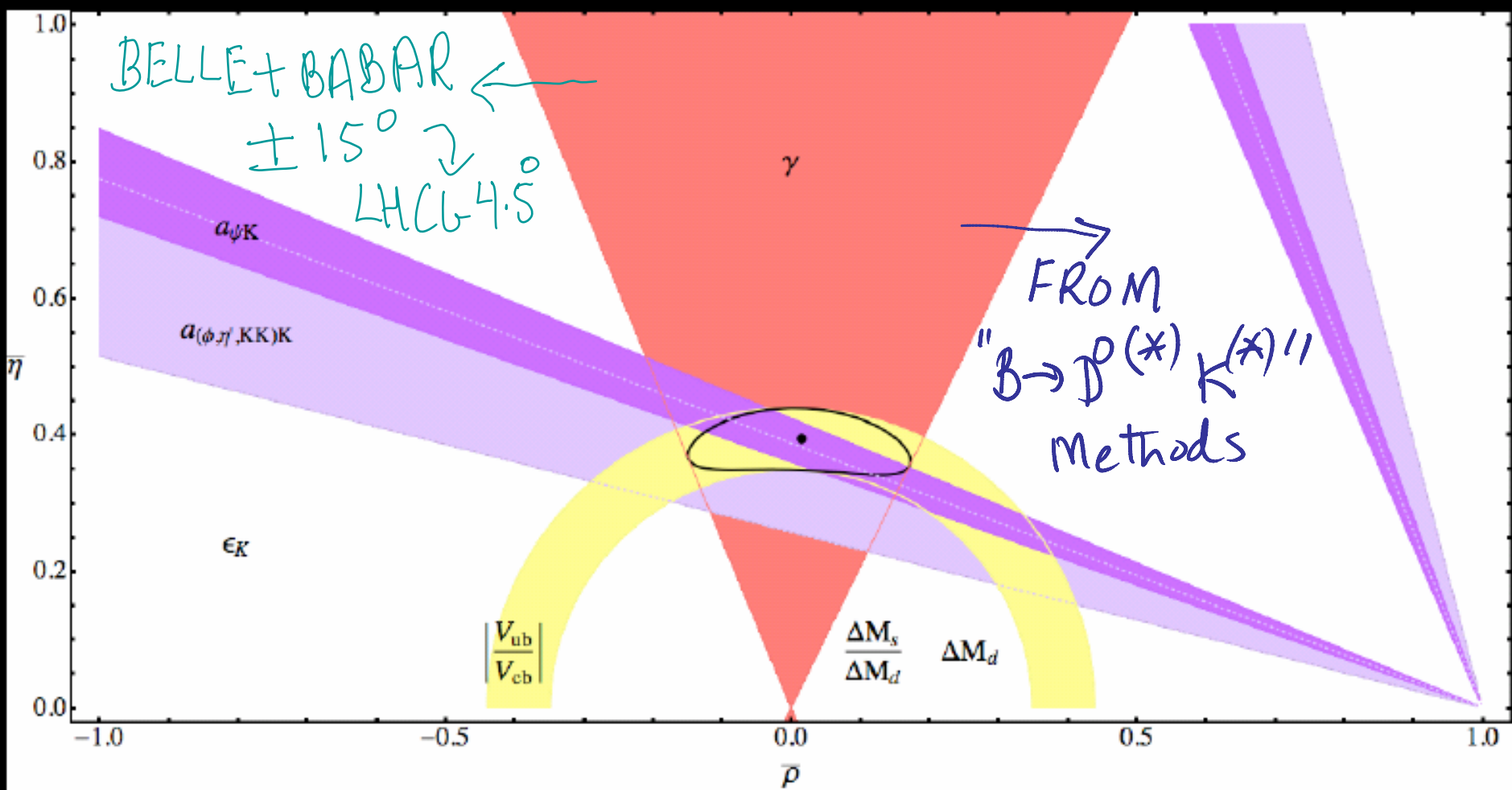
- It was noted (Bernard, Blum & AS,heplat/9801039; c also Lellouch et al, hep-ph/0011086) that once  $\Delta m_s$  gets measured then  $\Delta m_s / \Delta m_d$  from expt. along with SU(3) breaking ratio from the lattice would provide a powerful constraint on the  $\eta, \rho$  parameters
- For now DWQs are quite behind this extremely important quantity and the best lattice numbers (1.20  $\pm$  0.06) come from Gamiz, Davies, Lepage, Shigemitsu and Wingate, arXiv:0710.0646; c also, Becirevic, hep-ph/0310072 and Tantalò, hep-ph/0703241


$$\xi_s = \frac{f_{B_s} \sqrt{\hat{B}_s}}{f_{B_d} \sqrt{\hat{B}_d}}$$

**Predict  $\sin 2\beta$  only from  
“trees”**

Lunghi + AS  
(work in progress)

With input of trees only ( $\gamma$  and  $V_{ub}$ ), predicted value of  $\sin 2\beta = 0.68 \pm 0.065$





## IMPROVED ACURACY IN LATTICE WME REVEALS POSSIBLY INTERESTING HINTS

- $\sin 2\beta$  deduced purely from “tree”  
input  $0.68 \pm 0.065$  agrees quite well with  
directly measured value  $0.68 \pm 0.026$
- However  $\sin 2\beta = 0.87 \pm 0.09$  deduced  
with input from  $\Delta\text{Flavor}=2$  box  
contributions of K, B and  $B_s$  disagrees  
by about 2 (2.7) sigma

It is perhaps of some use to extract the values of  $\hat{B}_K$ ,  $\xi_s$  and  $V_{cb}$  that are required to reduce to the 1- $\sigma$  level the discrepancy between the prediction given in Eq. (5) and  $a_{(\psi+\phi+\eta'+K_S K_S)K_S} = 0.66 \pm 0.024$ . We find that one has to choose either  $\hat{B}_K^{\text{new}} = 0.96 \pm 0.04$ ,  $\xi_s^{\text{new}} = 1.37 \pm 0.06$  or  $V_{cb} = (44.3 \pm 0.6) \times 10^{-3}$ .

[USED  $\hat{B}_K = 0.72 \pm 0.04$ ;  $\xi_s = 1.20 \pm 0.06$ ;  
 $V_{cb} = (40.8 \pm 0.6) \times 10^{-3}$ ]

# Anomalies in $B(B_s)$ -CP asymmetries

- $\sin 2\beta$  from penguin-dominated modes tends to be systematically below from the value obtained via  $B \rightarrow \psi K_S$   $\sim 2.5\sigma$  (in addition an intriguing trend of central values of almost all modes are low)
- $ACP(K^+ \pi^-) - ACP(K^+ \pi^0) = 14.4 \pm 2.9\%$  & not  $\sim 0$
- $\rightarrow$  these anomalies suggest new CP phase in  $b \rightarrow s$  (Lunghi + AS, arXiv:0707.0212)
- Lattice determined  $\sin 2\beta$  now tends to be around  $0.87 \pm 0.09$  (Lunghi+AS, arXiv:0803.4340)
- $B_s \rightarrow \psi \phi$  (CDF, D0) requires a largish NEW CP phase in  $b \rightarrow s$  (see M. Bona et al, UTFIT arXiv:0803.0659)

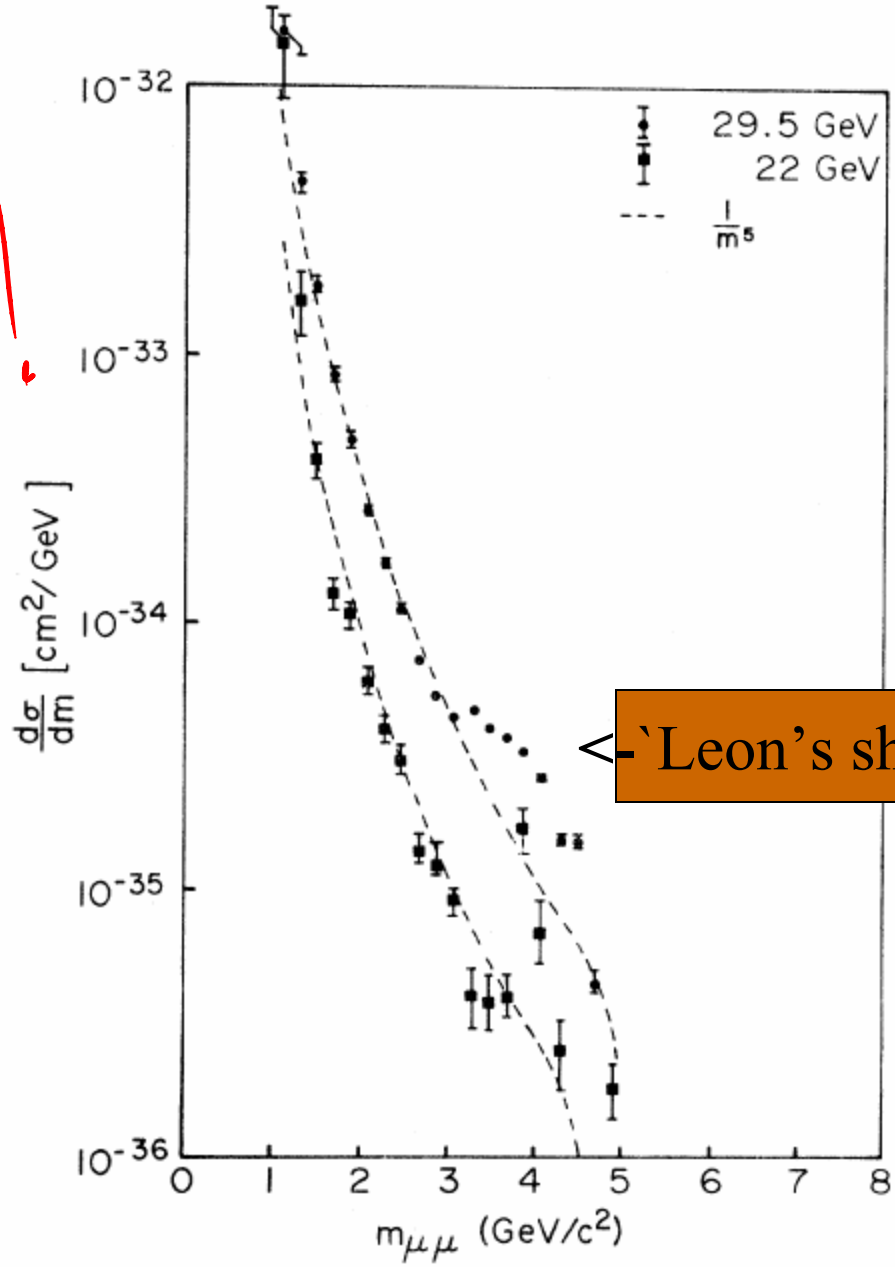
# Need to follow-up

- Given especially the fact that several other problems of  $\sim 2$  to  $\sim 3.5$   $\sigma$  have been uncovered with SM-CKM, this deviation originating from the lattice should be considered seriously....
- If true provides a very important clue to the nature of underlying new physics (see arXiv:0807.1971)

While one should not chase every 2-3  $\sigma$  deviation, it is useful to remember that not taking seriously some of them has proven rather costly

[Early agreement to  $\sim 15\%$  between CKM prediction and  $\sin 2\beta$  measurement was very likely misinterpreted with serious adverse repercussions for experiments in the US]

DRELL-YAN  
@ is  
INFANCY!



$p\bar{p} \rightarrow \mu^+\mu^- X$   
@BNL

FIG. 15. Experimental cross sections at two energies compared with a simple  $1/m^5$  continuum.

# Christenson, Hicks, Lederman, Limon, Pope & Zavattini

## PRD 8, 2016 '72

mass range of  $3-5 \text{ GeV}/c^2$ , there is a distinct excess of the observed cross section over the reference curve. If this excess is assumed (certainly not required) to be the production of a resolution-broadened resonance, the cross-section-branching-ratio production  $\sigma B$  would be approximately  $6 \times 10^{-35} \text{ cm}^2$ , subject to the cross-section uncertainties discussed above. Alternatively the excess may be interpreted as merely a departure from the overly simplistic (and arbitrarily normalized)  $1/m^5$  dependence. In this regard, we should remark that there may be two entirely different processes represented here: a low- $Q^2$  part which has to do with vector mesons, tail of the  $\rho$ , bremsstrahlung, etc., and a core yield with a slower mass dependence, which may be relevant to the scaling argument discussed below.

The "heavy photon" pole that has been postulated<sup>32</sup> to remove divergence difficulties in quan-

cles produced in the initial proton-uranium collision. In principle, these secondary particles could also create muon pairs. In this case, the observed spectrum would represent the inseparable product of the spectrum of the secondary particle and its own yield of muon pairs. In exploratory research of this kind this disadvantage is largely offset by the fact that the variety of initial states provides a more complete exploration of dimuon production in hadron collisions.

### 2. Real Photons

Real photons produced in the target (presumably from the decay of neutral pions) yield muon pairs by Bethe-Heitler or Compton processes. Estimates were made for the photon flux on the basis of pion-production models,<sup>27,28</sup> and this method of calculating the flux was checked against the experimental data of Fidecaro *et al.*<sup>33</sup> The argument

# Summary & Outlook

- It is nice that improved accuracy in WME is beginning to allow us additional strategies for testing the SM..
- $V_{cb}$ ,  $B_K$ ,  $\xi_s$  provide a new nontrivial test of SM
- $\Gamma$  (from expt) +  $\left\{ \frac{V_{ub}}{V_{cb}} \right\}$  a separate test
- Possibly interesting deviation are appearing
- Clearly very important to further reduce our errors to provide more decisive confrontations

NEED  $(V_{cb})^4$  !