



SoLID Program at Jefferson Lab

The 11th Workshop on Hadron Physics in China and
Opportunities Worldwide
Aug 22-28 2019, Tianjin, China

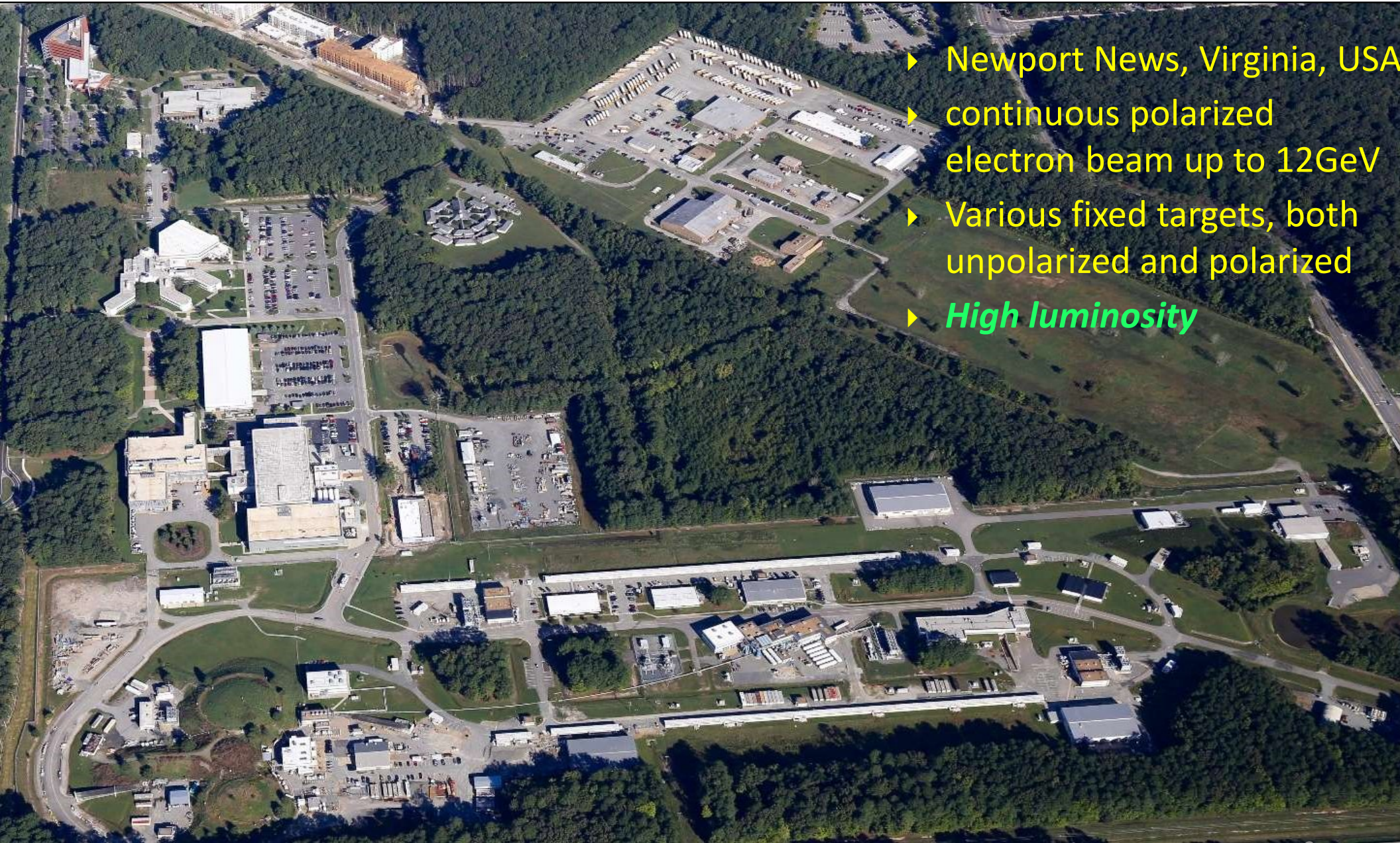
Zhiwen Zhao

Duke University

SoLID Collaboration

Jefferson Lab

- ▶ Newport News, Virginia, USA
- ▶ continuous polarized electron beam up to 12GeV
- ▶ Various fixed targets, both unpolarized and polarized
- ▶ *High luminosity*



SoLID (Solenoidal Large Intensity Device)

Full exploitation of JLab 12 GeV upgrade with broad physics program

Lumi $\sim 1e^{39}/\text{cm}^2/\text{s}$ (baffled geometry)

➤ Standard Model test and hadron structure

- ❑ PVDIS on both deuterium and hydrogen

Lumi $\sim 1e^{37}/\text{cm}^2/\text{s}$ (open geometry)

➤ 3D hadron imaging

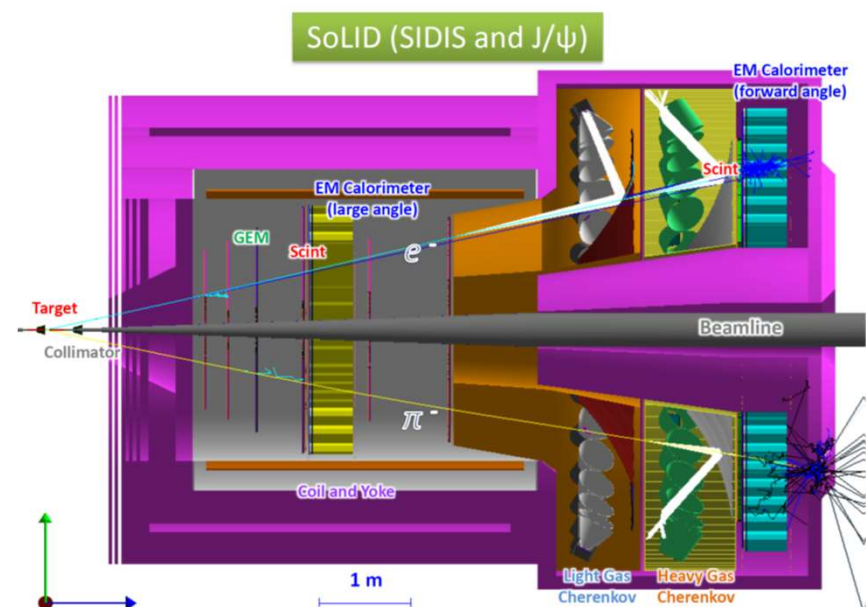
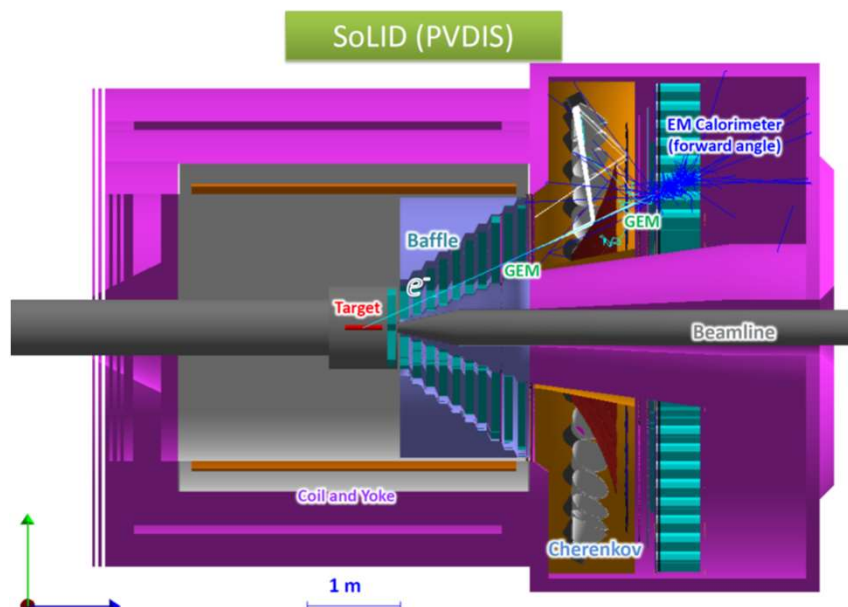
- ❑ TMD (SIDIS on both neutron and proton)

- ❑ GPD (TCS, DEMP)

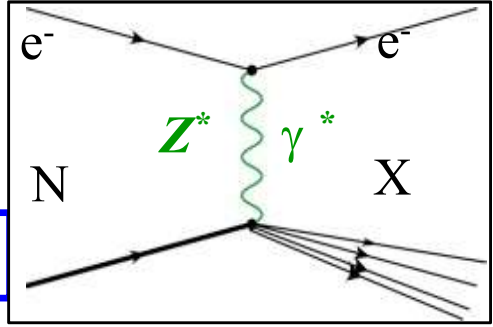
➤ proton mass and gluonic interaction

- ❑ J/ψ production at threshold

High Luminosity
Large Acceptance



Parity Violation DIS (PVDIS)

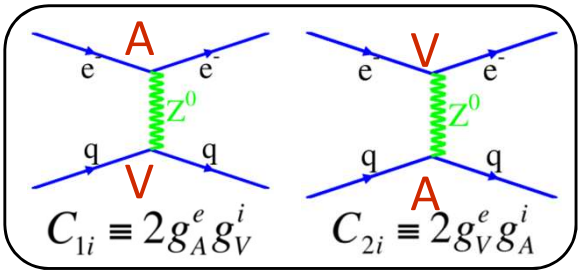


Weak PV

Electromagnetic

$$A_{PV} = \frac{\sigma^l - \sigma^r}{\sigma^l + \sigma^r} \approx \frac{\mathcal{M}_{Z^0}^l - \mathcal{M}_{Z^0}^r}{\mathcal{M}_\gamma} \propto - \left(\frac{G_F Q^2}{4\pi\alpha} \right) (g_A^e g_V^T + \beta g_V^e g_A^T)$$

Kinematic factor



- The couplings g depend on electroweak physics as well as on the weak vector and axial-vector hadronic current.
- Both **new physics at high energy scales** as well as **interesting features of hadronic structure** come into play.
- A program with many targets and a broad kinematic range can reveal the physics.

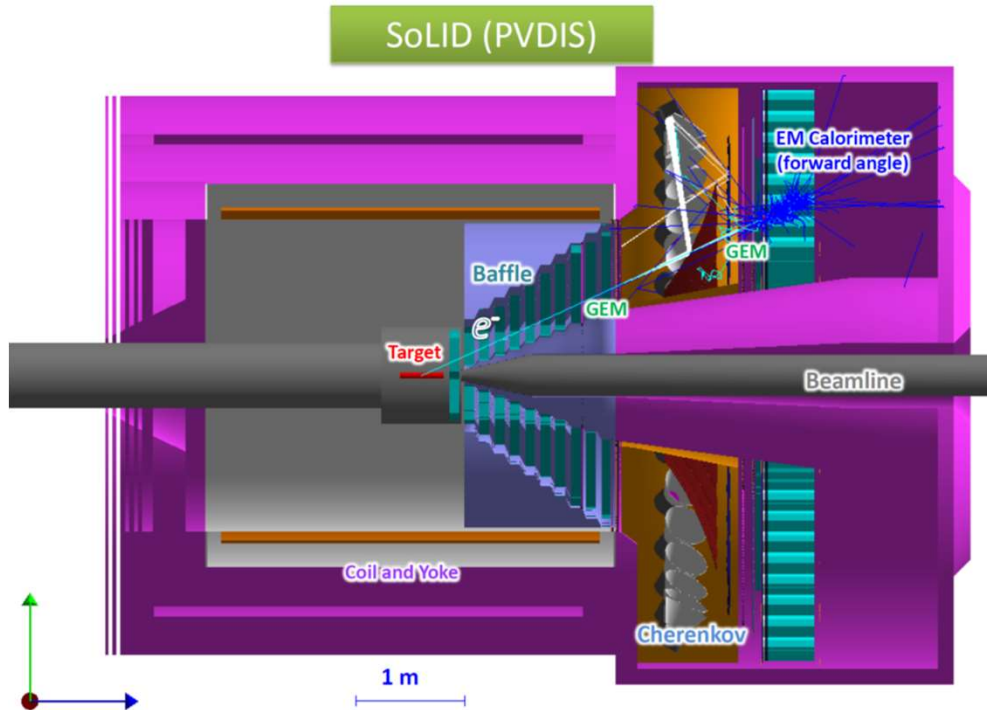
$$\begin{aligned} C_{1u} &= -\frac{1}{2} + \frac{4}{3} \sin^2 \theta_W \approx -0.19 \\ C_{1d} &= \frac{1}{2} - \frac{2}{3} \sin^2 \theta_W \approx 0.35 \\ C_{2u} &= -\frac{1}{2} + 2 \sin^2 \theta_W \approx -0.04 \\ C_{2d} &= \frac{1}{2} - 2 \sin^2 \theta_W \approx 0.04 \end{aligned}$$



Is the glass half full or half empty?

SoLID PVDIS

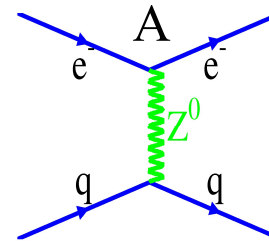
12 GeV Upgrade: Extraordinary opportunity to do the ultimate PVDIS Measurement



$$A_{PV} = \frac{G_F Q^2}{\sqrt{2} \pi \alpha} [a(x) + f(y)b(x)]$$

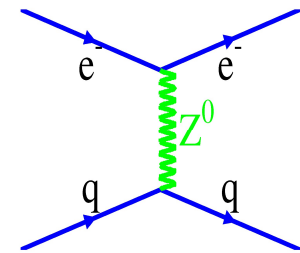
$b(x)$: function of c_2 , axial-vector quark coupling

$$g_{AV}^{eq}(\sin^2\theta_W)$$



Atomic Parity Violation (APV),
Qweak, SoLID

$$g_{VA}^{eq}(\sin^2\theta_W)$$



SoLID

PVDIS

- Measure A_{DIS} (g_{AV}^{eq}, g_{VA}^{eq})
- Negligible hadronic corrections

SoLID PVDIS Strategy:

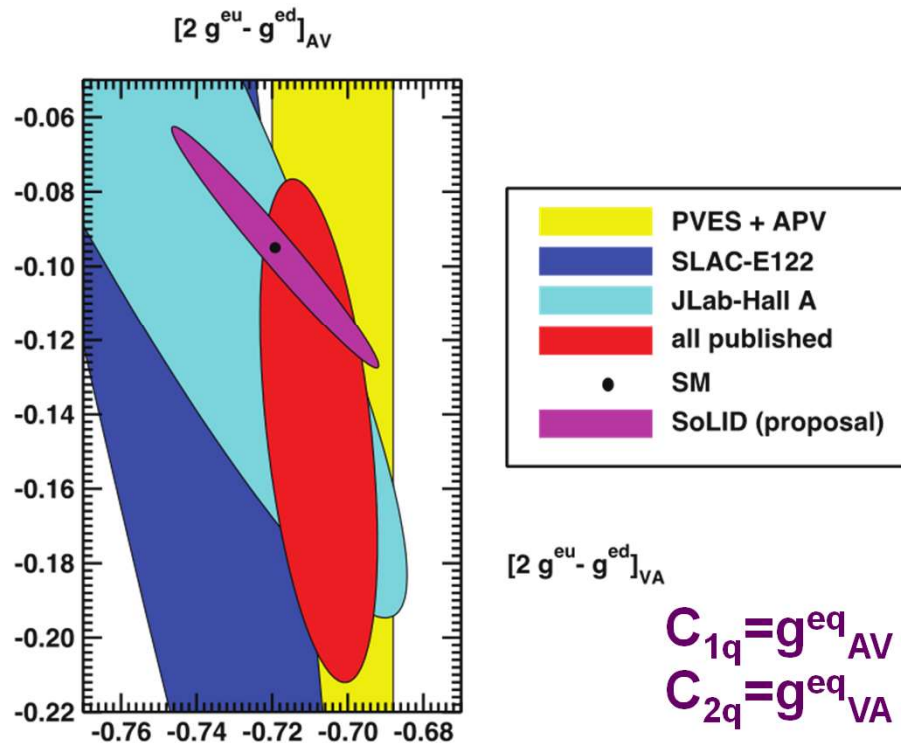
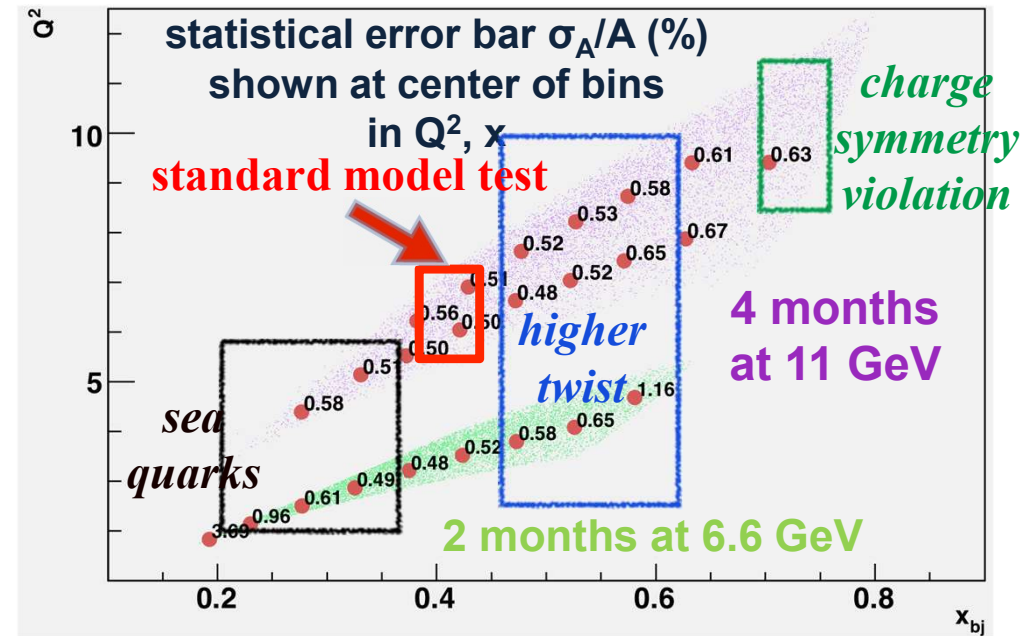
sub-1% precision over broad kinematic range
sensitive Standard Model test *and* detailed
study of hadronic structure contributions

LH2 and LD2 target (charge symmetry)

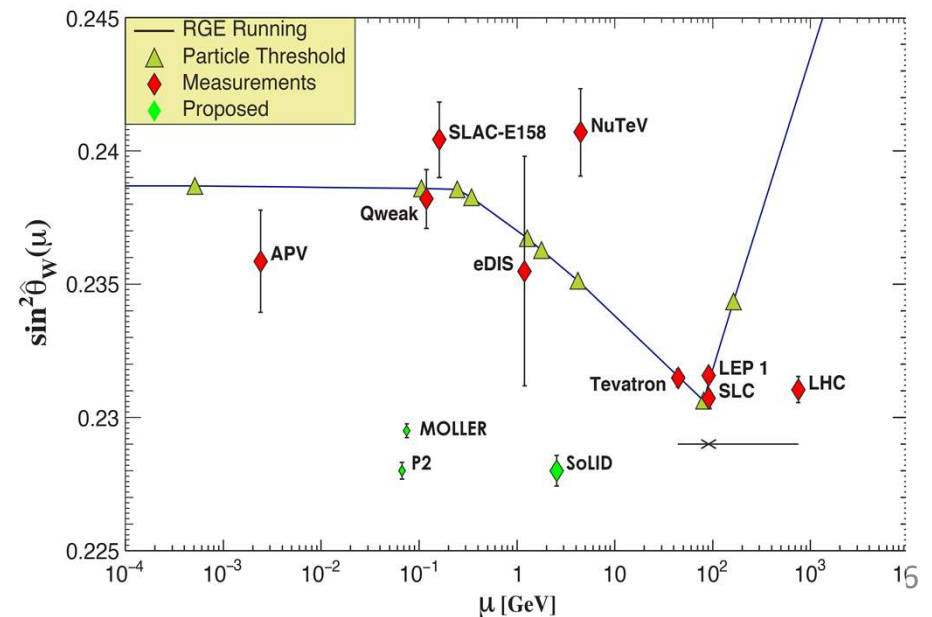
SoLID PVDIS Projection and Impact

- Measure $2g_{VA}^{eu} - g_{VA}^{ed}$ precisely
- Measure $\sin^2\theta_W$ precisely

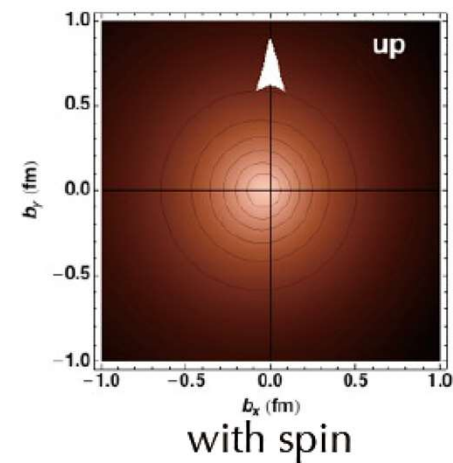
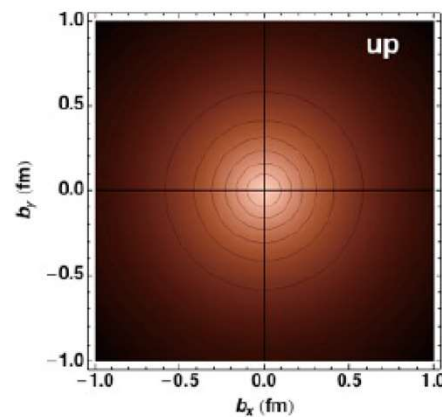
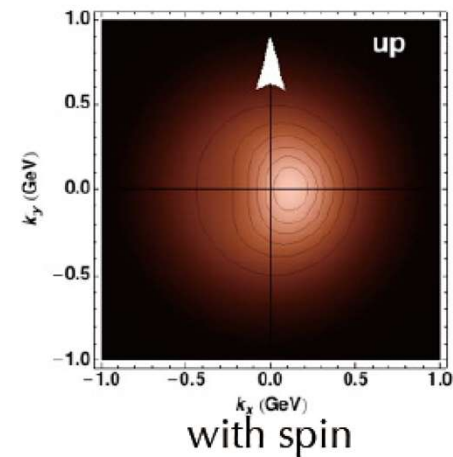
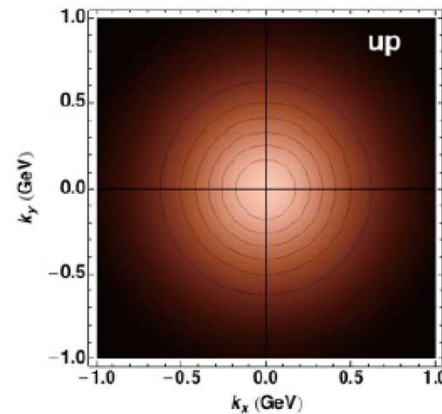
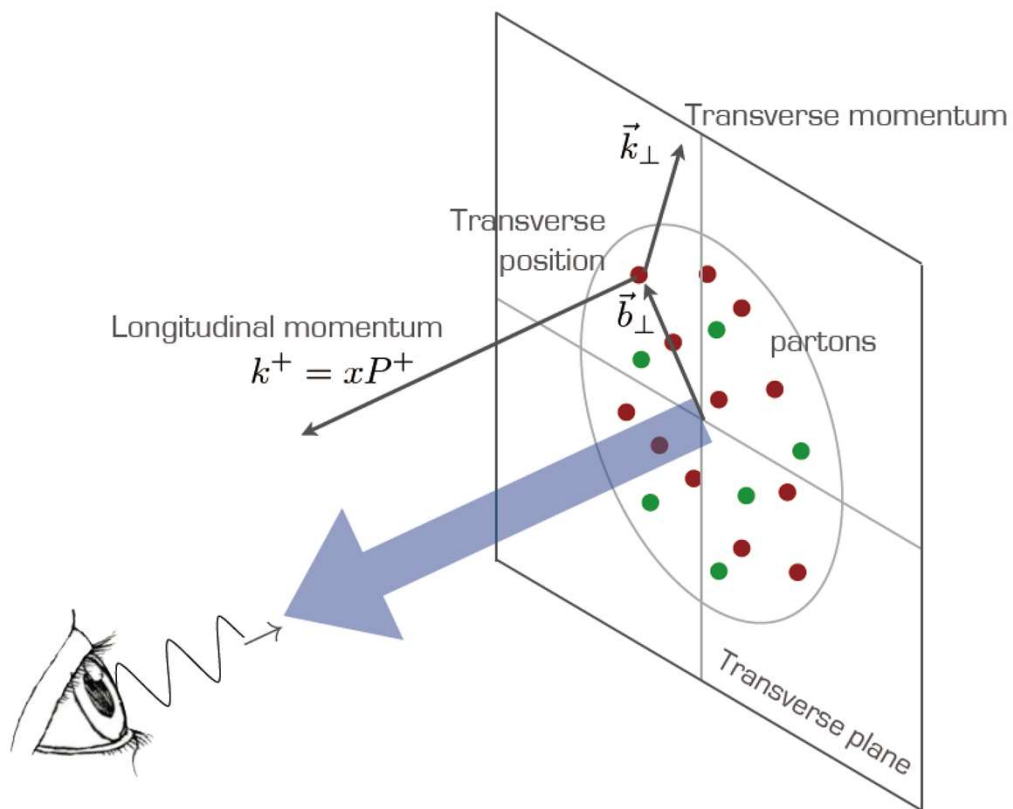
- High Luminosity with $E > 10$ GeV
- Large scattering angles (for high x & y)
- Better than 1% errors for small bins
- x -range 0.25-0.75
- $W^2 > 4$ GeV²
- Q^2 range a factor of 2 for each x (except at very high x)
- Moderate running times



Assume Standard Model is exact.



Nucleon Structure from 1D to 3D



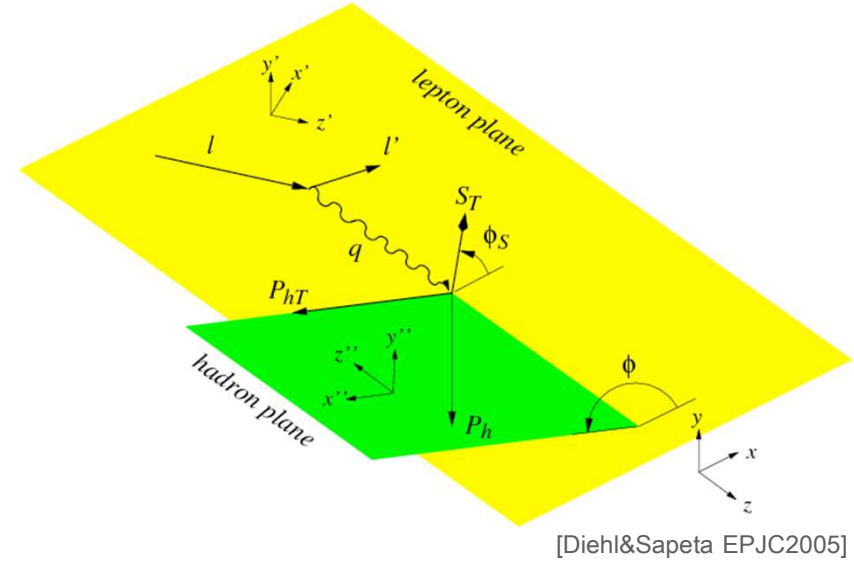
Transverse momentum dependent parton distribution (TMD)
Generalized parton distribution (GPD)

TMD Structure Functions

SIDIS differential cross section

18 structure functions $F(x, z, Q^2, P_T)$,
model independent. (one photon exchange approximation)



$$\begin{aligned}
 & \frac{d\sigma}{dx dy dz dP_T^2 d\phi_h d\phi_S} \\
 &= \frac{\alpha^2}{xyQ^2} \frac{y^2}{2(1-\epsilon)} \left(1 + \frac{\gamma^2}{2x} \right) \\
 & \times \left\{ F_{UU,T} + \epsilon F_{UU,L} + \sqrt{2\epsilon(1+\epsilon)} F_{UU}^{\cos\phi_h} \cos\phi_h + \epsilon F_{UU}^{\cos 2\phi_h} \cos 2\phi_h + \lambda_e \sqrt{2\epsilon(1-\epsilon)} F_{LU}^{\sin\phi_h} \sin\phi_h \right. \\
 & + S_L [\sqrt{2\epsilon(1+\epsilon)} F_{UL}^{\sin\phi_h} \sin\phi_h + \epsilon F_{UL}^{\sin 2\phi_h} \sin 2\phi_h] + \lambda_e S_L [\sqrt{1-\epsilon^2} F_{LL} + \sqrt{2\epsilon(1-\epsilon)} F_{LL}^{\cos\phi_h} \cos\phi_h] \\
 & + S_T [(F_{UT,T}^{\sin(\phi_h-\phi_S)} + \epsilon F_{UT,L}^{\sin(\phi_h-\phi_S)}) \sin(\phi_h - \phi_S) + \epsilon F_{UT}^{\sin(\phi_h+\phi_S)} \sin(\phi_h + \phi_S) + \epsilon F_{UT}^{\sin(3\phi_h-\phi_S)} \sin(3\phi_h - \phi_S) \\
 & \quad + \sqrt{2\epsilon(1+\epsilon)} F_{UT}^{\sin\phi_S} \sin\phi_S + \sqrt{2\epsilon(1+\epsilon)} F_{UT}^{\sin(2\phi_h-\phi_S)} \sin(2\phi_h - \phi_S)] \\
 & + \lambda_e S_T [\sqrt{1-\epsilon^2} F_{LT}^{\cos(\phi_h-\phi_S)} \cos(\phi_h - \phi_S) \\
 & \quad + \sqrt{2\epsilon(1-\epsilon)} F_{LT}^{\cos\phi_S} \cos\phi_S + \sqrt{2\epsilon(1-\epsilon)} F_{LT}^{\cos(2\phi_h-\phi_S)} \cos(2\phi_h - \phi_S)] \left. \right\}
 \end{aligned}$$










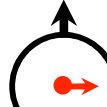
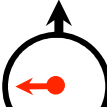
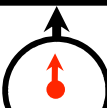





SoLID:
4D binning and high
precision

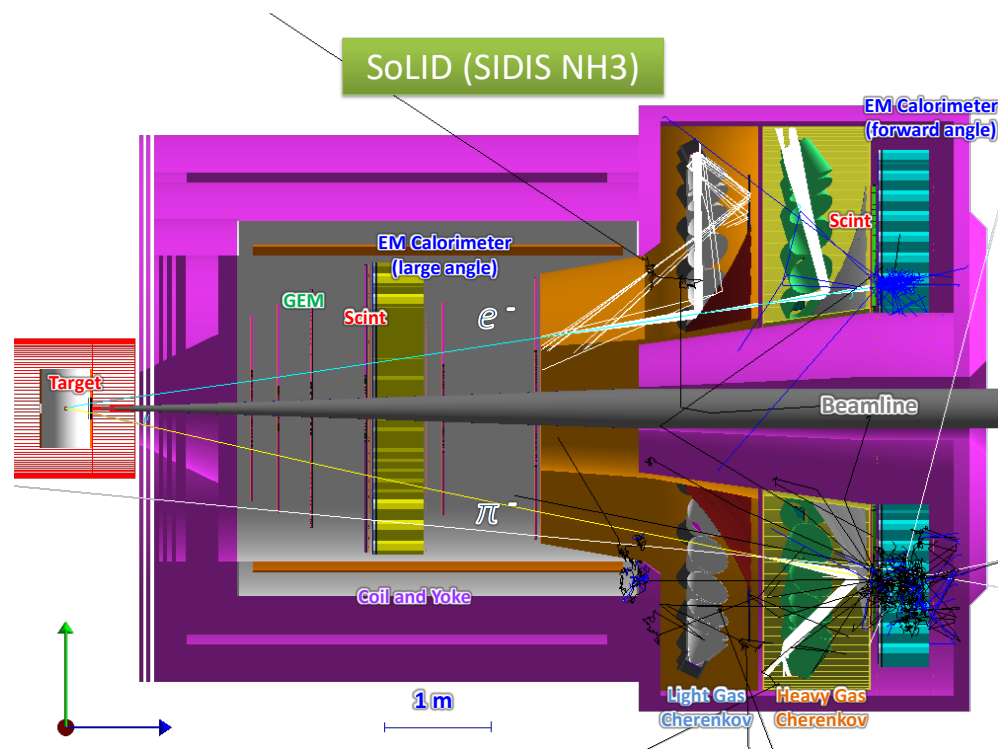
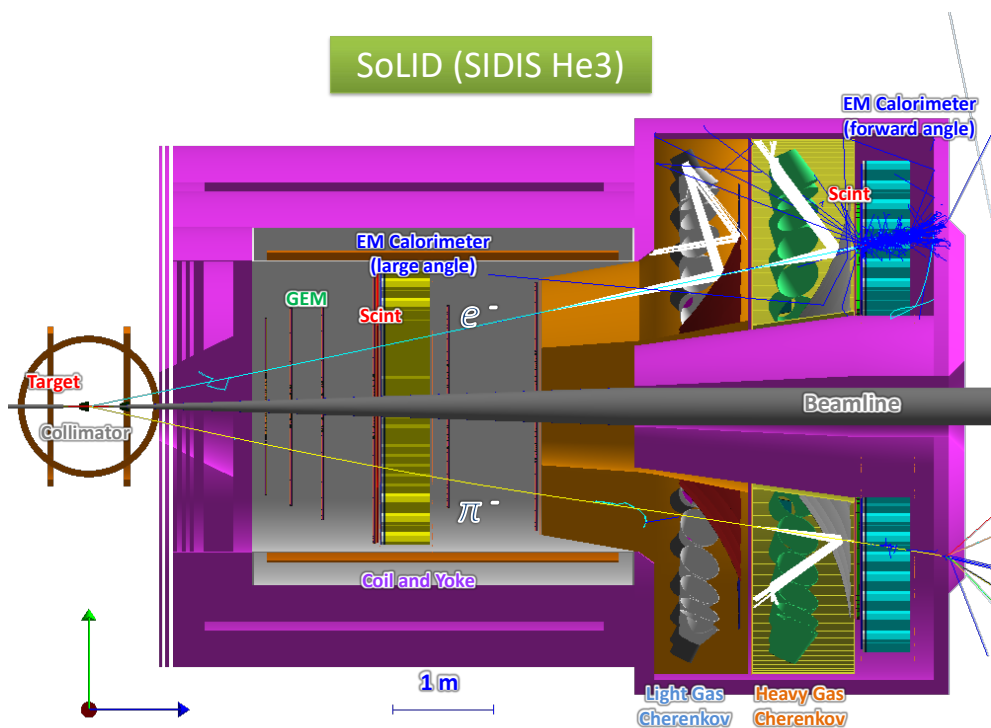
In parton model, $F(x, z, Q^2, P_T)$ s are expressed as the convolution of TMD
and fragmentation function.

Leading Twist TMDs

 Nucleon Spin
 Quark Spin

		Quark Polarization		
		U	L	T
Nucleon Polarization	U	f_1  unpolarized		h_1^\perp  -  Boer-Mulders
	L		g_{1L}  → -  → helicity	h_{1L}^\perp  → -  → longi-transversity (worm-gear)
	T	f_{1T}^\perp  ↑ -  ↓ Sivers	g_{1T}  → -  → trans-helicity (worm-gear)	h_1  ↑ -  ↑ transversity h_{1T}^\perp  ↘ -  ↙ pretzelosity

SoLID SIDIS Program



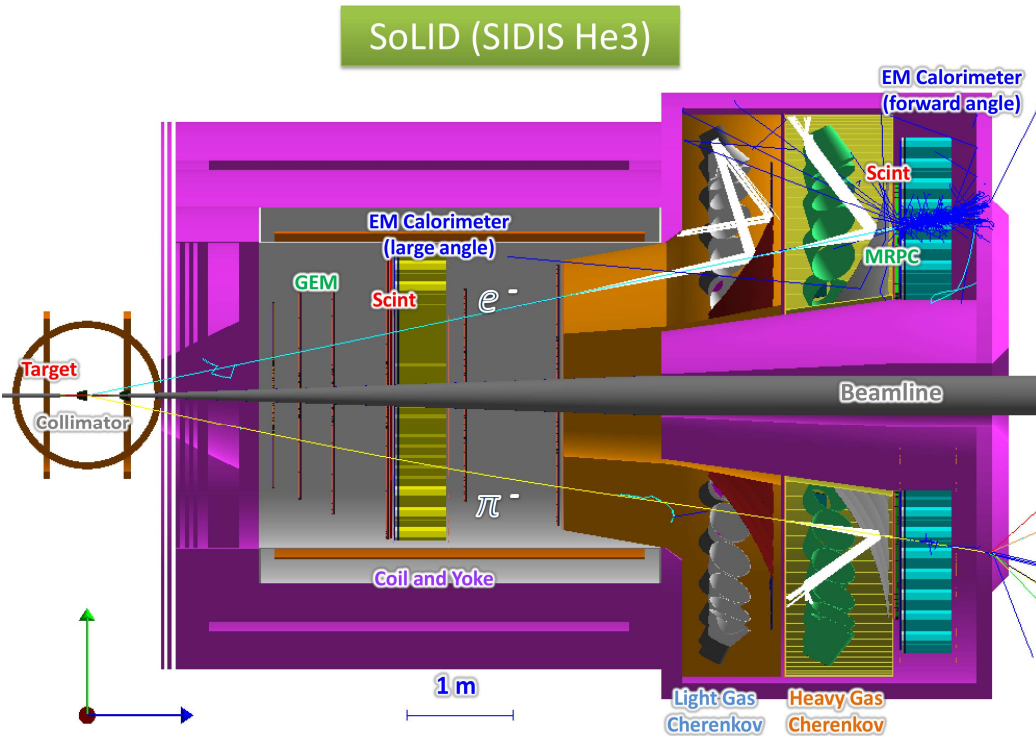
E12-10-006: Single Spin Asymmetries on Transversely polarized ^3He @ 90 days, **rating A**

E12-11-007: Single and Double Spin Asymmetries on longitudinally polarized ^3He @ 35 days, **rating A**

E12-11-108: Single Spin Asymmetries on Transversely Polarized Proton @120 days, **rating A**

Key of SoLID-SIDIS program:
Large Acceptance, full azimuthal coverage
+ High Luminosity
→ 4-D mapping of asymmetries
→ Tensor charge, TMDs ...
→ Lattice QCD, QCD Dynamics, Models.

SoLID He3 Setup



Polarized lumi $\sim 1e^{36}/\text{cm}^2/\text{s}$

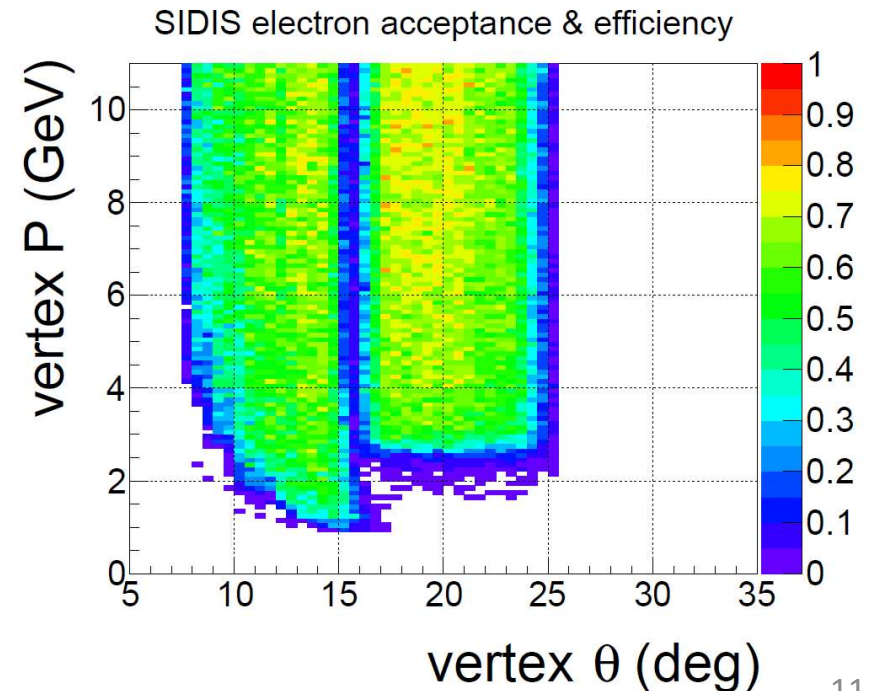
Coverage

- Polar angle: e^- 8-24 deg, π^-/π^+ 8-15deg
- Azimuthal angle: full
- Mom: 1-7GeV

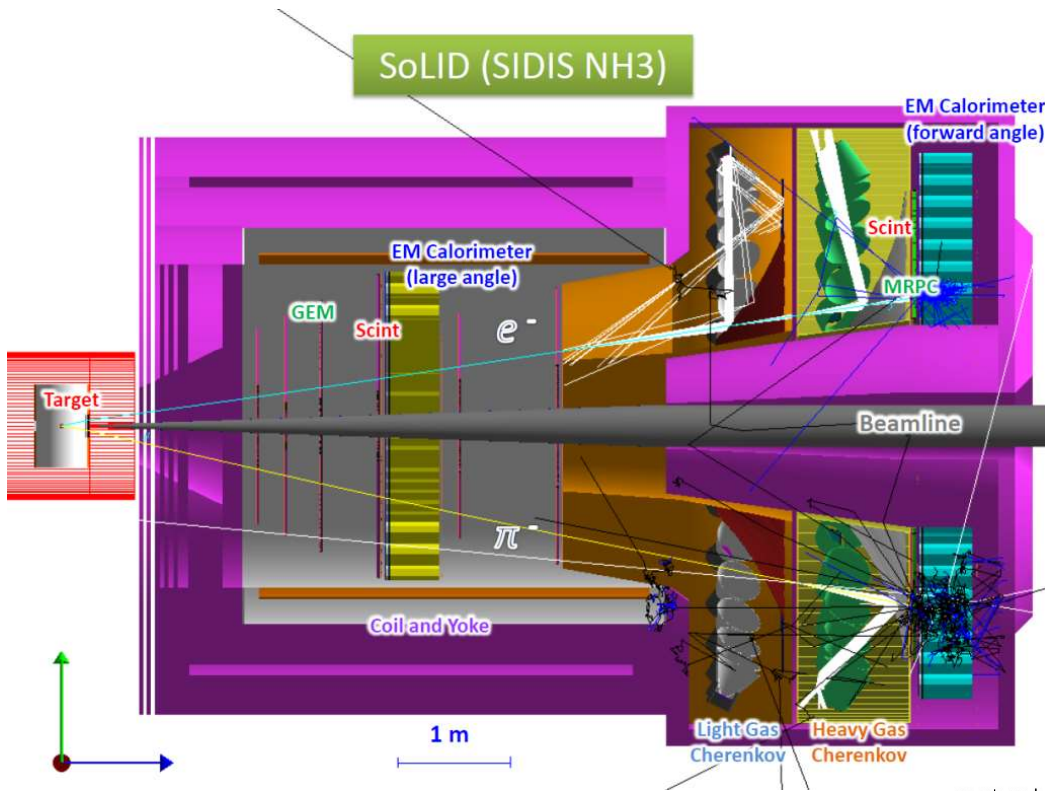
- E12-10-006: Single Spin Asymmetry on transversely polarized ^3He , 90 days, **rated A**
- E12-11-007: Single and Double Spin Asymmetries on longitudinally polarized ^3He , 35 days, **rated A**
- Kaon SIDIS and Dihadron process as run group

Detection

- e^- at forward angle with EC and Cerenkov to reject pions
- e^- above 3GeV detected at large angle with EC to reject pions
- pions detected at forward angle with TOF and Cerenkov to suppress kaons



SoLID NH3 Setup



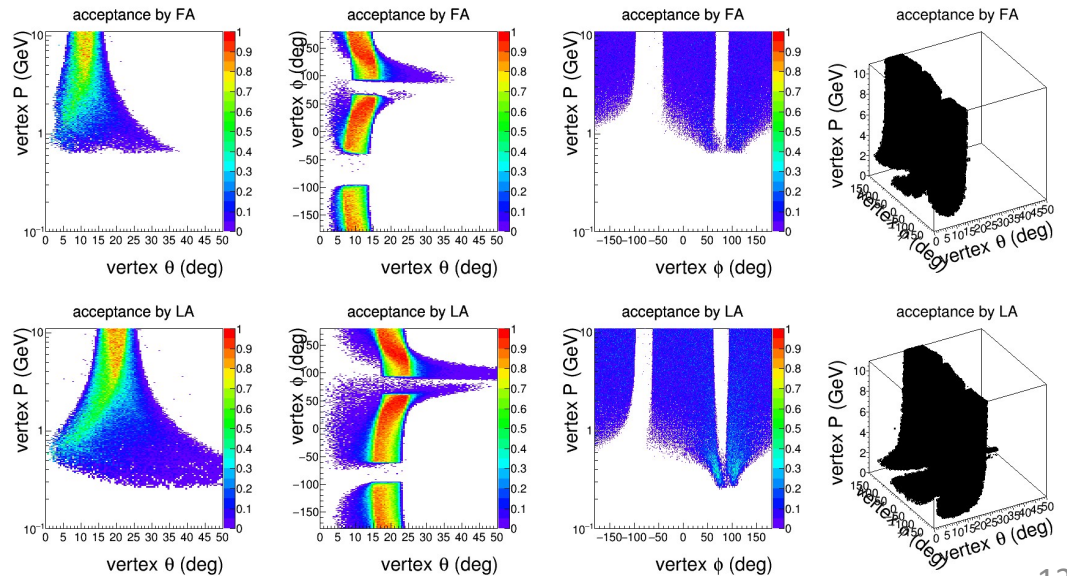
- E12-10-008: Single Spin Asymmetry on transversely polarized proton (NH₃), 120 days, **rated A**
- Kaon SIDIS as run group

Detection and coverage is similar to He3 setup except some distortion from the target field

5T transverse target field
High radiation sheet of flame areas are cut away

Polarized lumi $\sim 1e^{35}/\text{cm}^2/\text{s}$

e^- acceptance shown
 π^- acceptance is similar
 π^+ acceptance is reversed along $\phi=0$ plane



SoLID SIDIS Kinematic Coverage

$$0.05 < x < 0.6$$

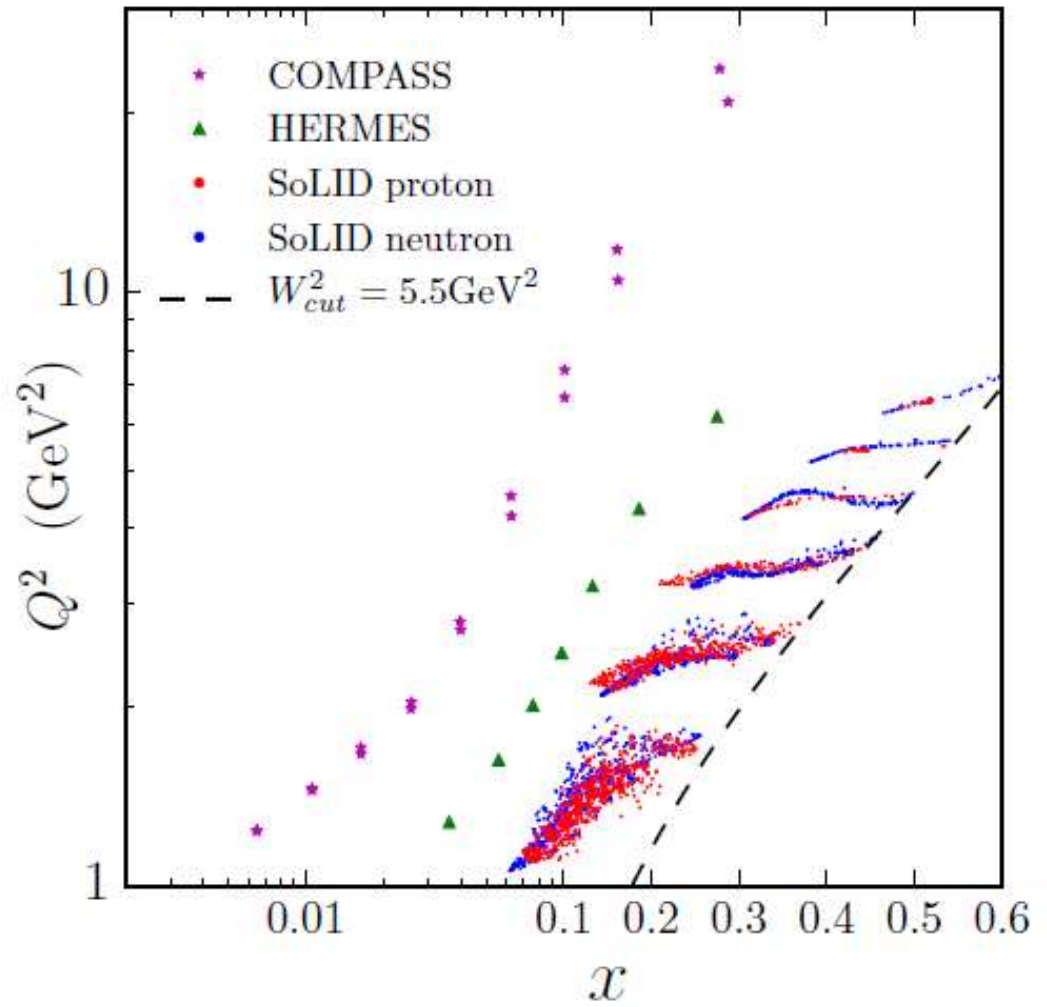
$$1\text{GeV} < Q^2 < 8\text{GeV}$$

$$0.3 < z < 0.7$$

$$0 < P_T < 1.6\text{GeV}$$

~ 2000 bins for n

~ 1000 bins for p



large acceptance and high luminosity enable wide coverage in all 4 kinematic bins with well controlled systematics

SoLID Impact on Sivers

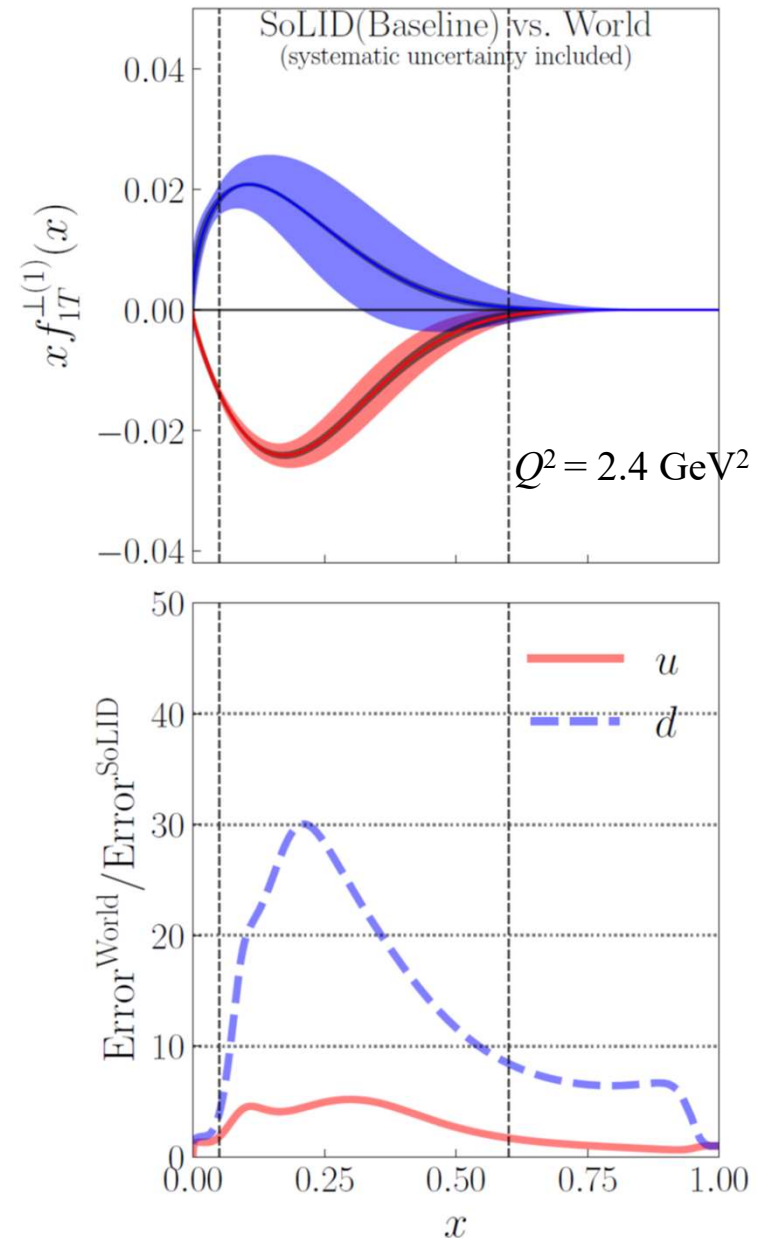
Fit SIDIS Sivers asymmetries data from HERMES, COMPASS and Jlab-6 GeV

Monte Carlo method with nested sampling algorithm is applied

TMD evolution is not included

Both statistical and systematic uncertainties are included

one order improvement



SoLID Impact on Transversity

Fit Collins asymmetries in SIDIS and e^+e^- annihilation

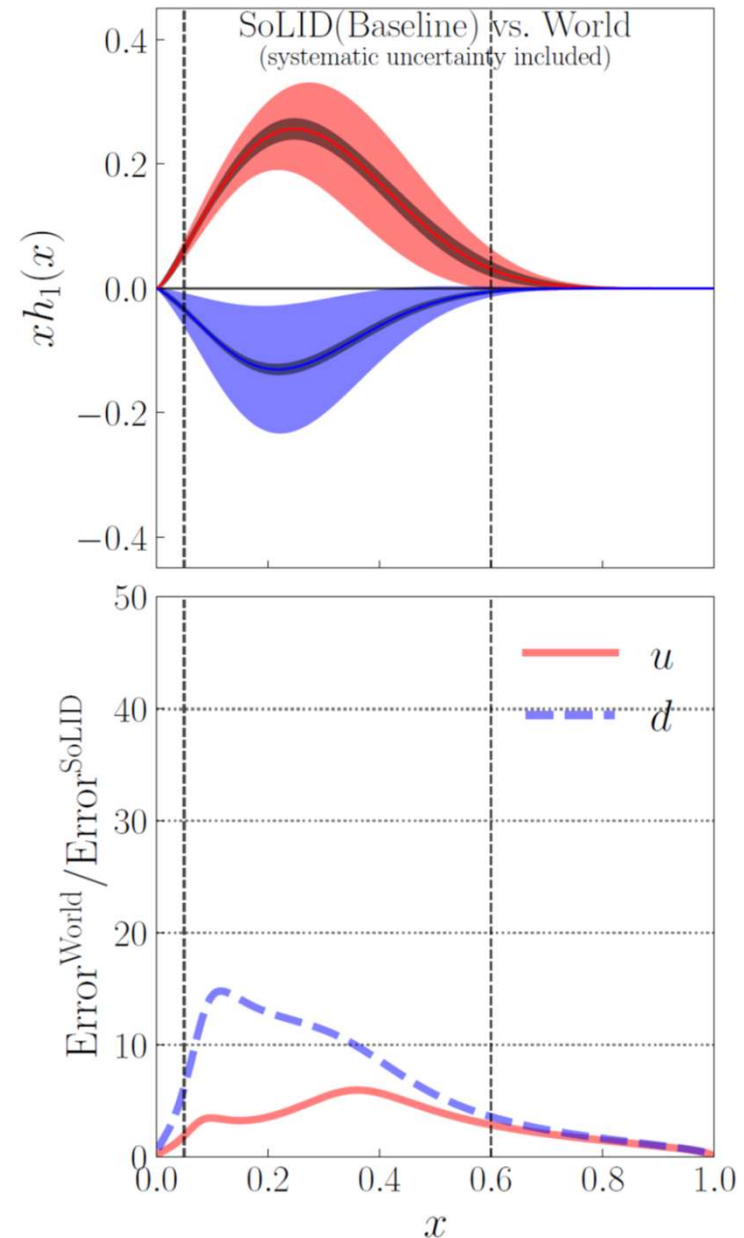
SIDIS data from HERMES, COMPASS and JLab-6 GeV

e^+e^- data from BELLE and BABAR

TMD evolution is included

Both statistical and systematic uncertainties are included

one order improvement



SoLID Impact on Tensor Charge

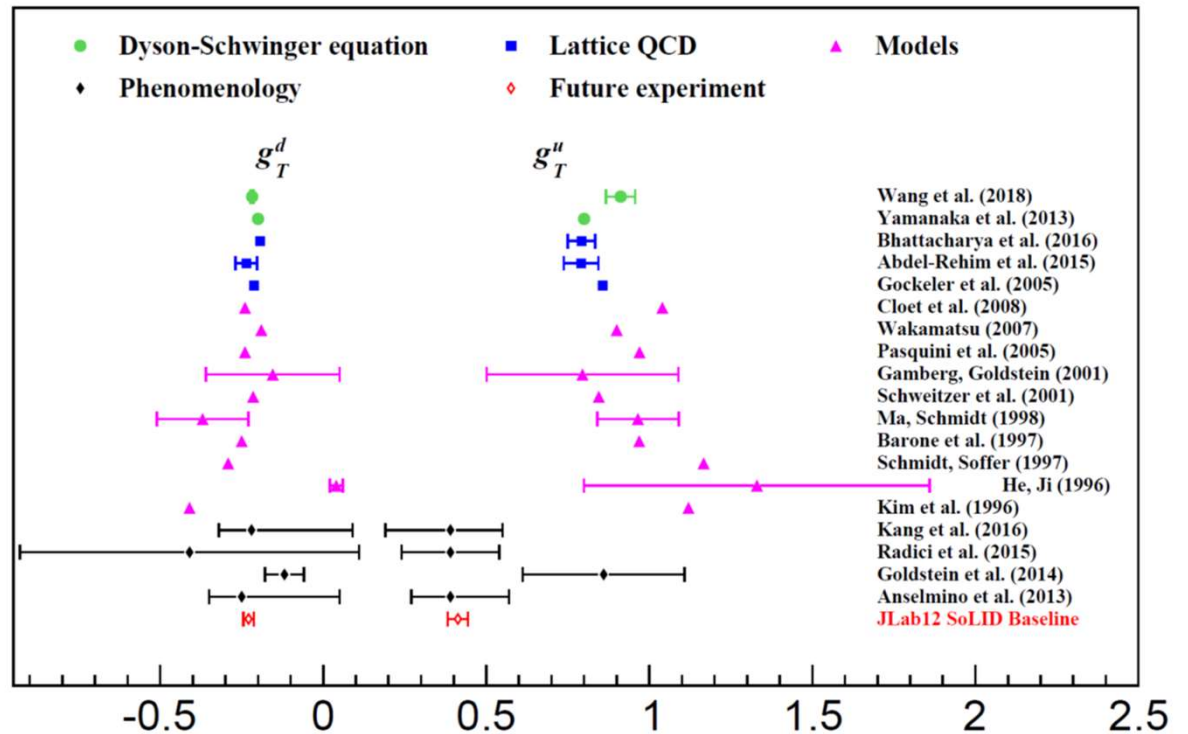
Definition

$$\langle P, S | \bar{\psi}_q i\sigma^{\mu\nu} \psi_q | P, S \rangle = \delta_T q \bar{u}(P, S) i\sigma^{\mu\nu} u(P, S) \quad \delta_T q = \int_0^1 [h_1^q(x) - h_1^{\bar{q}}(x)] dx$$

A fundamental QCD quantity. Matrix element of local operators.
 Moment of transversity distribution. Valence quark dominant.
 Calculable in lattice QCD.

one order improvement

Including both
 systematic and
 statistical errors

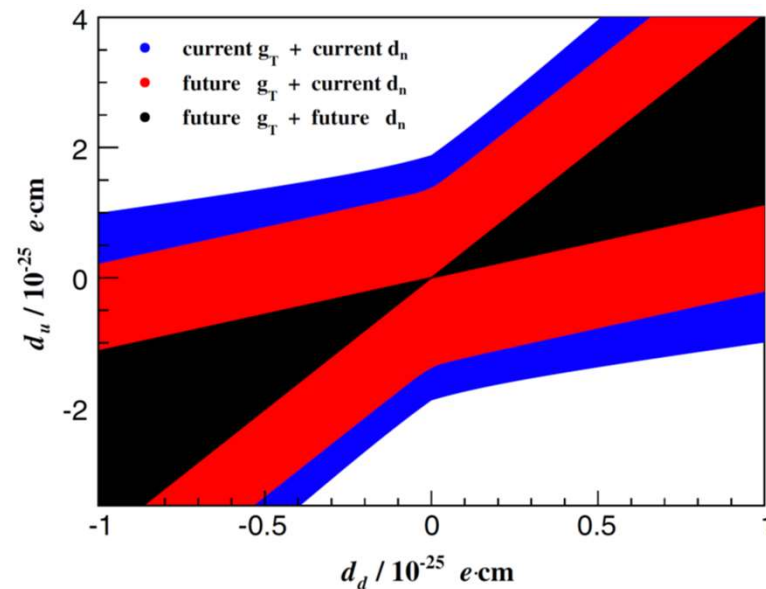
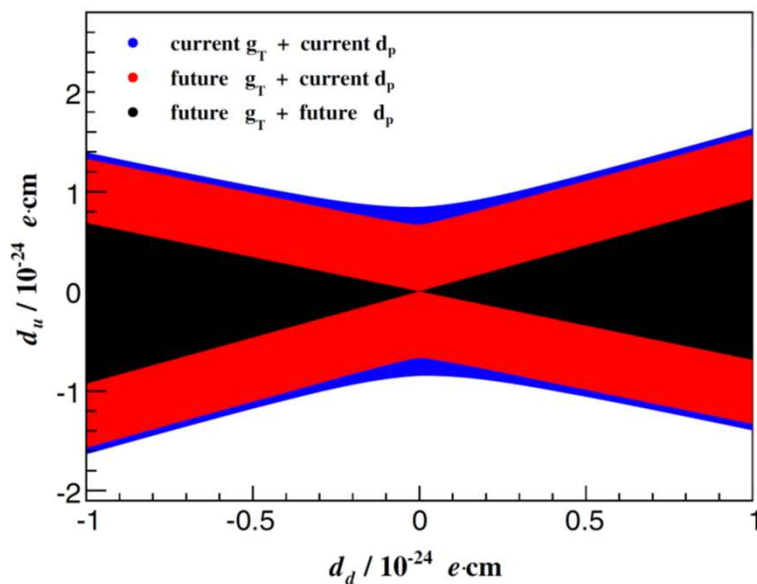


SoLID Constraint on Quark EDMs with Tensor Charge

Tensor charge and EDM $d_n = g_T^d d_u + g_T^u d_d + g_T^s d_s$ g_T^s lattice calculation

	d_u upper limit	d_d upper limit
Current g_T + current EDMs	$1.27 \times 10^{-24} e \text{ cm}$	$1.17 \times 10^{-24} e \text{ cm}$
SoLID g_T + current EDMs	$6.72 \times 10^{-25} e \text{ cm}$	$1.07 \times 10^{-24} e \text{ cm}$
SoLID g_T + future EDMs	$1.20 \times 10^{-27} e \text{ cm}$	$7.18 \times 10^{-28} e \text{ cm}$

Include 10% isospin symmetry breaking uncertainty

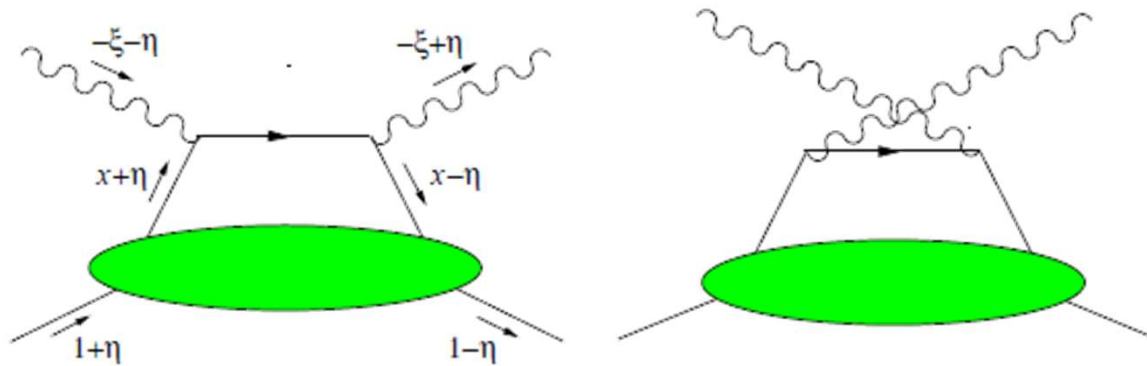


T. Liu, Z.W. Zhao and H. Gao,
PRD 97, 074018 (2018)

General Compton Process accessing GPD

$$\gamma(q) + p(p) \rightarrow \gamma(q') + p(p')$$

$$Q^2 = -q^2, \quad Q'^2 = q'^2, \quad s = (p + q)^2, \quad t = \Delta^2,$$



DVCS	$(\gamma' \rightarrow \gamma)$
TCS	$(\gamma \rightarrow \gamma')$
DDVCS	$(\gamma' \rightarrow \gamma')$

Compton Form Factor (CFF)

$$\mathcal{H}_1(\xi, \eta, t) = \sum_q e_q^2 \int_{-1}^1 dx \left(\frac{H^q(x, \eta, t)}{\xi - x - i\epsilon} - \frac{H^q(x, \eta, t)}{\xi + x - i\epsilon} \right),$$

$$\mathcal{E}_1(\xi, \eta, t) = \sum_q e_q^2 \int_{-1}^1 dx \left(\frac{E^q(x, \eta, t)}{\xi - x - i\epsilon} - \frac{E^q(x, \eta, t)}{\xi + x - i\epsilon} \right),$$

$$\tilde{\mathcal{H}}_1(\xi, \eta, t) = \sum_q e_q^2 \int_{-1}^1 dx \left(\frac{\tilde{H}^q(x, \eta, t)}{\xi - x - i\epsilon} + \frac{\tilde{H}^q(x, \eta, t)}{\xi + x - i\epsilon} \right),$$

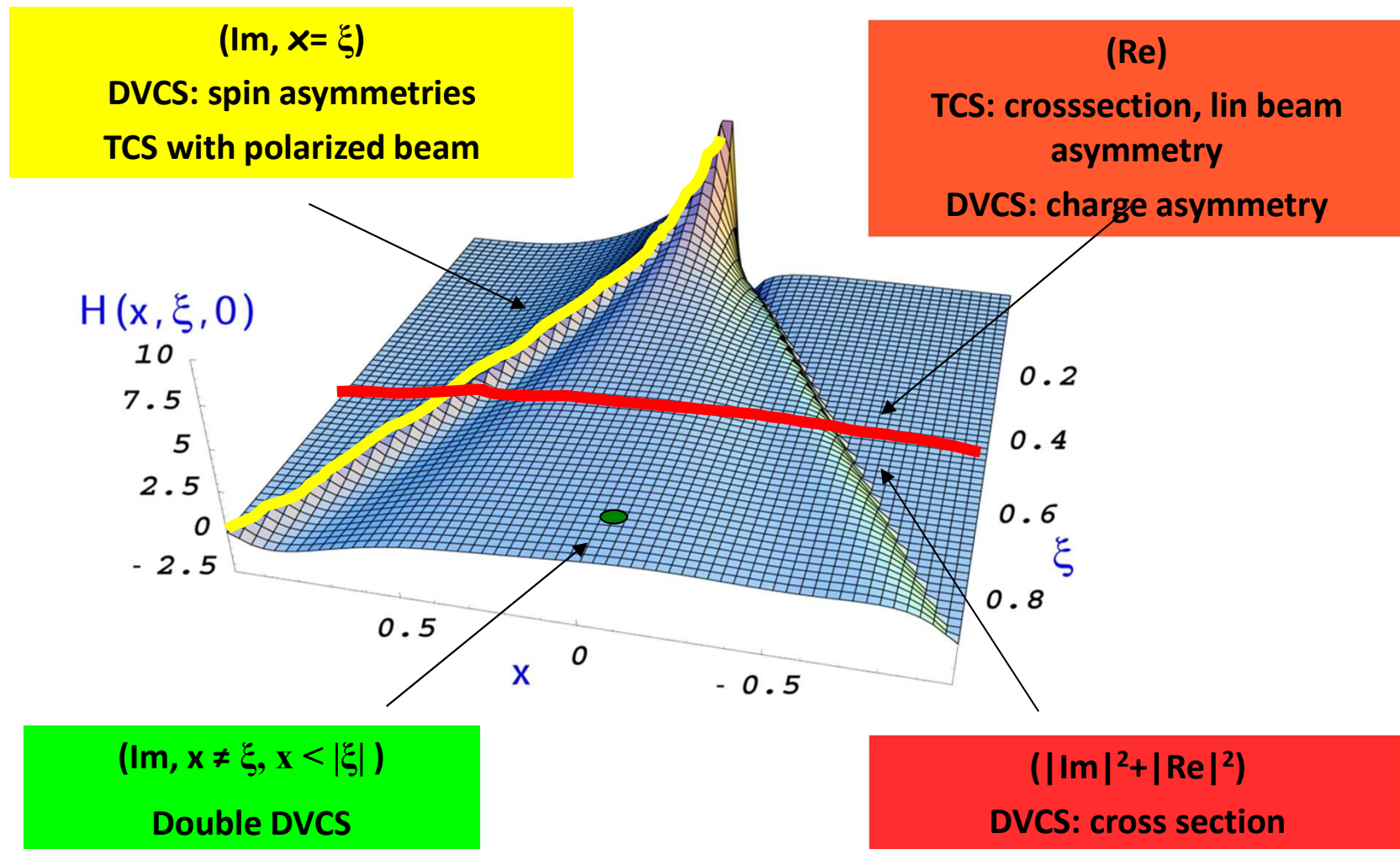
$$\tilde{\mathcal{E}}_1(\xi, \eta, t) = \sum_q e_q^2 \int_{-1}^1 dx \left(\frac{\tilde{E}^q(x, \eta, t)}{\xi - x - i\epsilon} + \frac{\tilde{E}^q(x, \eta, t)}{\xi + x - i\epsilon} \right)$$

$$\xi = -\frac{(q + q')^2}{2(p + p') \cdot (q + q')} \approx \frac{Q^2 - Q'^2}{2s + Q^2 - Q'^2},$$

$$\eta = -\frac{(q - q') \cdot (q + q')}{(p + p') \cdot (q + q')} \approx \frac{Q^2 + Q'^2}{2s + Q^2 - Q'^2},$$

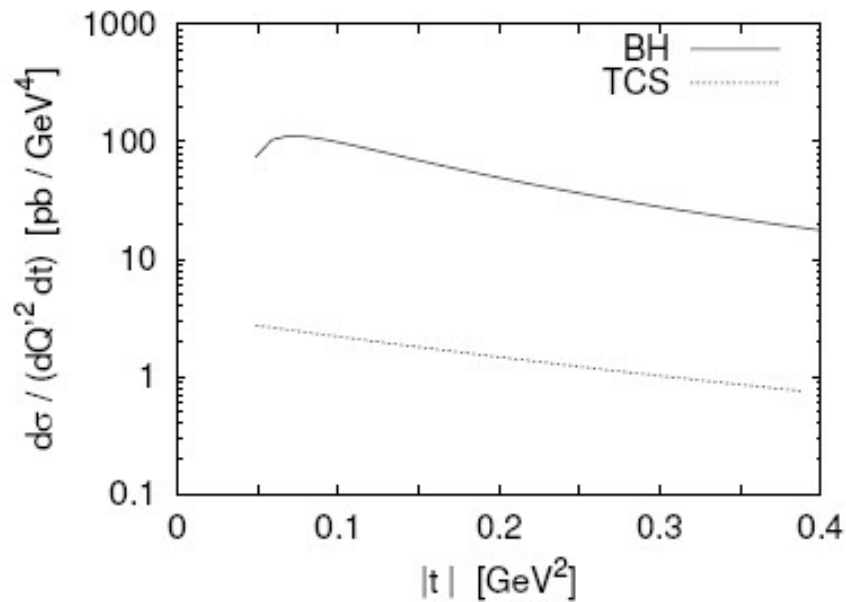
$$x = \frac{(k + k')^+}{(p + p')^+}, \quad \xi \approx -\frac{(q + q')^+}{(p + p')^+}, \quad \eta \approx \frac{(p - p')^+}{(p + p')^+}.$$

General Compton Process accessing GPD

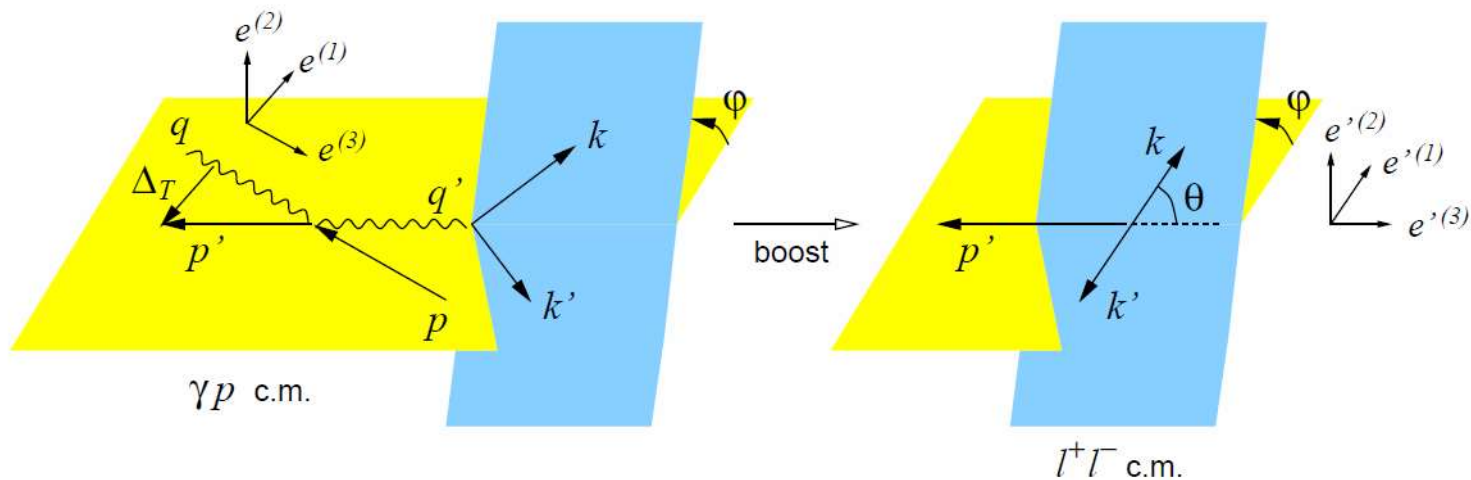
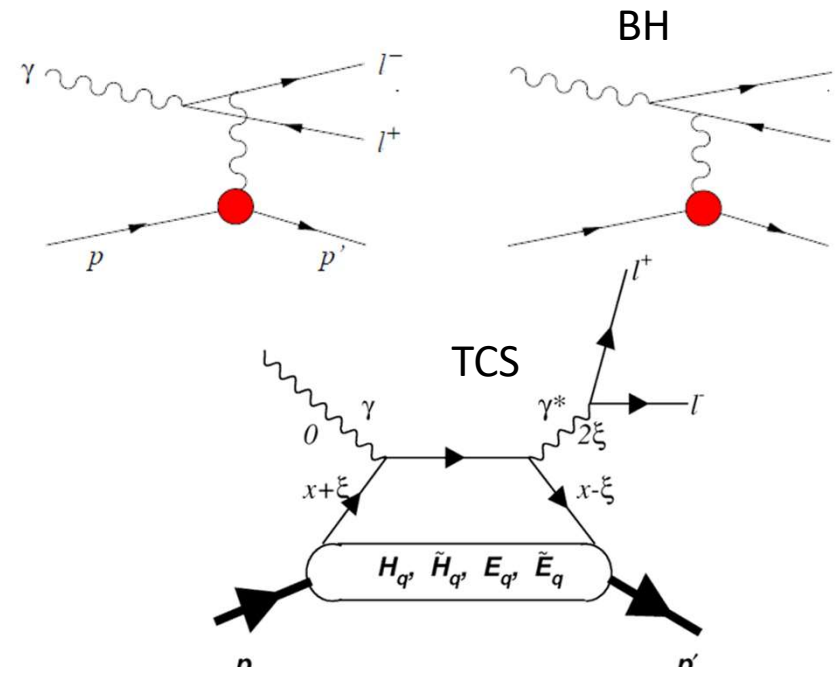


Timelike Compton Scattering

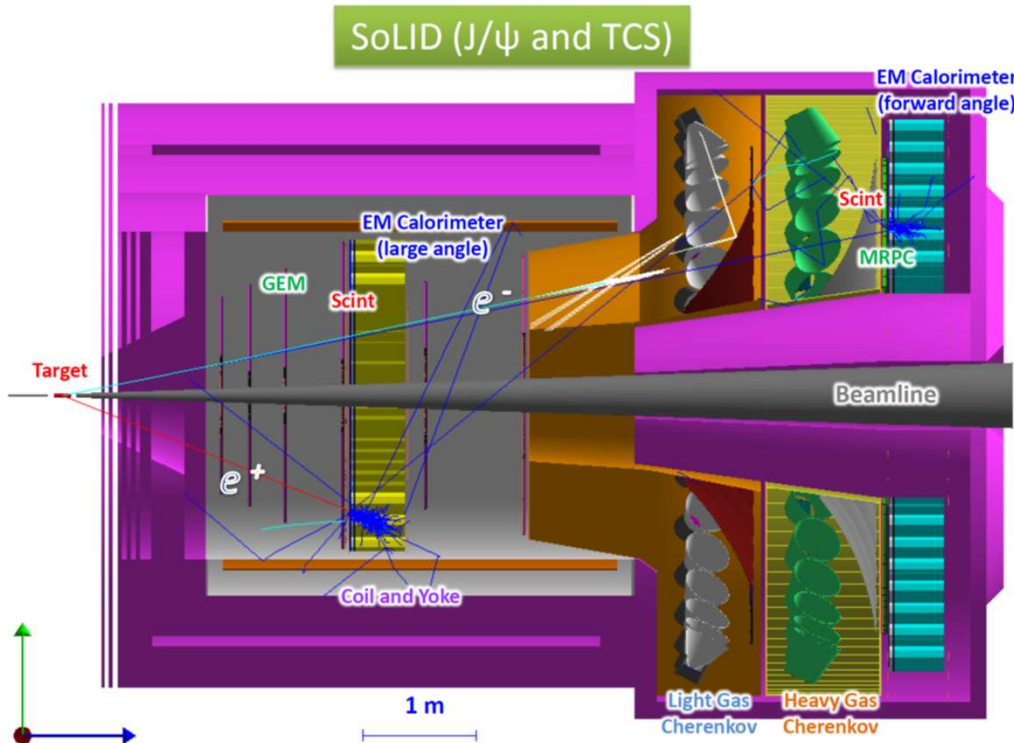
Real (imaginary) part of the Compton amplitude of GPD can be obtained from photoproduction of lepton pairs using unpolarized (circularly polarized) photons



E. Berger *et al.*, Eur. Phys. J. C23, 675 (2002)



SoLID TCS Setup

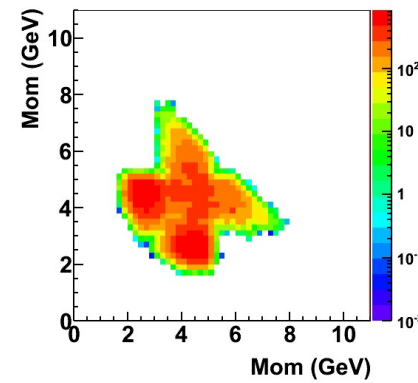


Target 15cm LH2

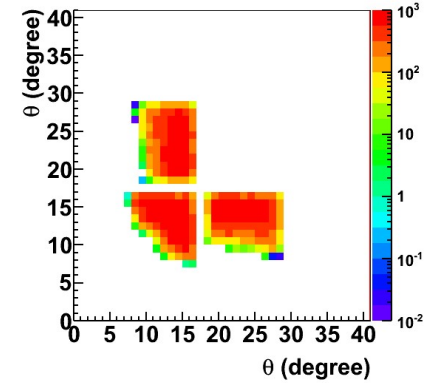
Detection

- at least one of e⁻ and e⁺ at forward angle with Cerenkov to reject pions
- proton detected at both forward and large

electron Mom vs positron Mom

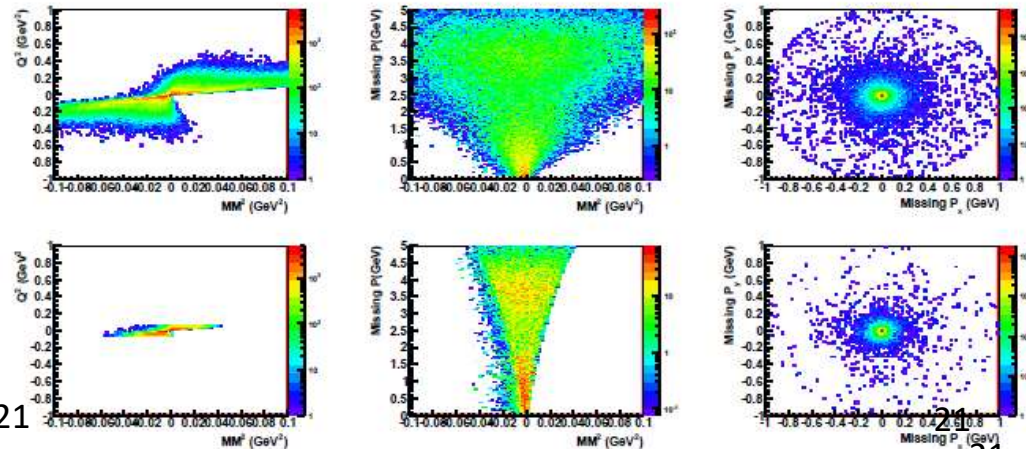


electron θ vs positron θ



lumi $\sim 1e^{37}/\text{cm}^2/\text{s}$

Cut on missing variables to ensure exclusivity



SoLID TCS Projection: model comparison

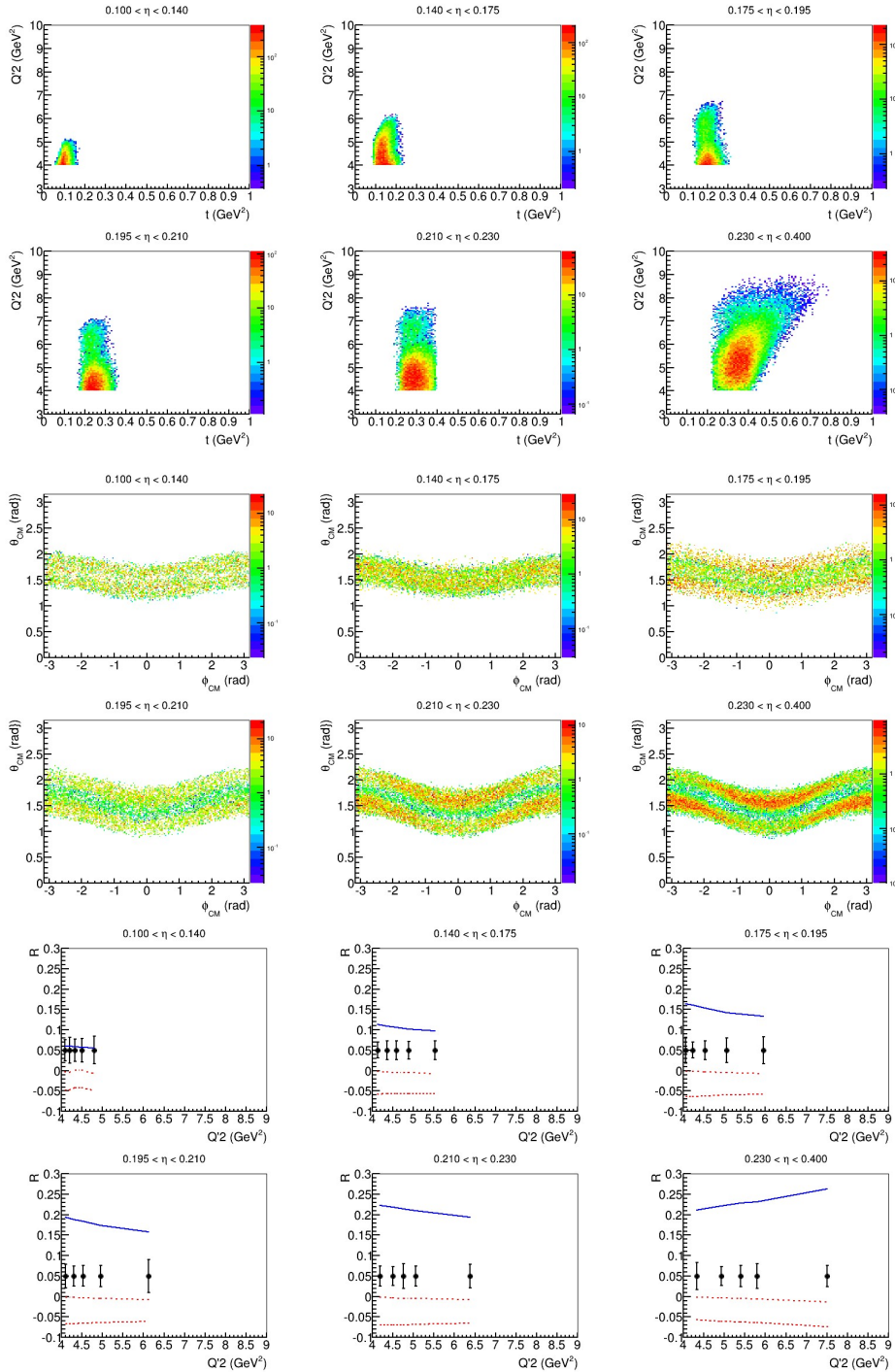
Enough data for kinematic binning

Construct Moment from crosssection

$$R = \frac{2 \int_0^{2\pi} d\varphi \cos \varphi \frac{dS}{dQ^2 dt d\varphi}}{\int_0^{2\pi} d\varphi \frac{dS}{dQ^2 dt d\varphi}}$$

$$\frac{dS}{dQ^2 dt d\varphi} = \int \frac{L(\theta, \varphi)}{L_0(\theta)} \frac{d\sigma}{dQ^2 dt d\varphi d\theta} d\theta$$

Compare to different GPD models



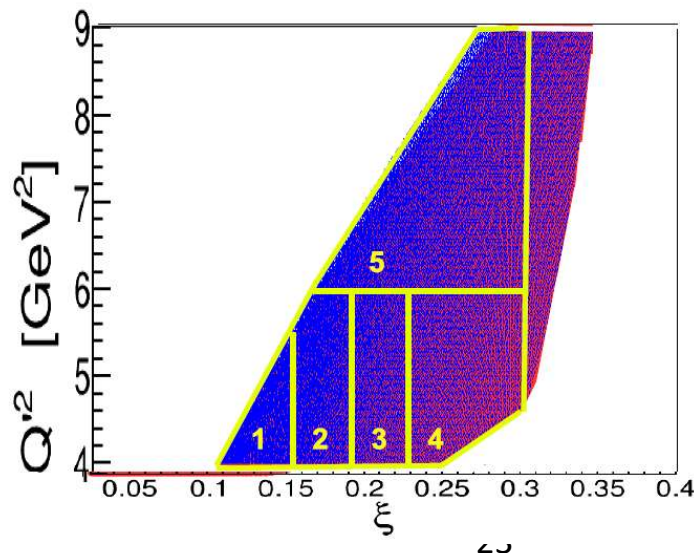
SoLID TCS Projection: global fit

Fit exercise (general)

TCS circular beam asymmetry helps constrain $\text{Im}\{\mathcal{H}\}$ in fitting

	$(\sigma, \Delta\sigma_{LU})$ DVCS 5%	$(\sigma, \Delta\sigma_{LU})$ DVCS 5% + TCS_ℓ 15%	$(\sigma, \Delta\sigma_{LU})$ DVCS 5% + TCS_c 15%	$(\sigma, \Delta\sigma_{LU})$ DVCS 5% + TCS_ℓ 5%	$(\sigma, \Delta\sigma_{LU})$ DVCS 5% + TCS_c 5%
$\sigma^+(Re\{\mathcal{H}\})$	+1.21	+0.92	+0.80	+0.54	+0.55
$\sigma^-(Re\{\mathcal{H}\})$	-0.84	-0.79	-0.83	-0.44	-0.45
$\sigma^+(Im\{\mathcal{H}\})$	+0.23	+0.20	+0.15	+0.11	+0.12
$\sigma^-(Im\{\mathcal{H}\})$	-0.50	-0.40	-0.21	-0.27	-0.19

Fit exercise (SoLID TCS)



Go through SoLID simulation to get acceptance and counts for 50 days of running, then fit it

	$(\sigma, \Delta\sigma_{LU})$ DVCS + TCS_c
$\sigma^+(Re\{\mathcal{H}\})$	+0.82
$\sigma^-(Re\{\mathcal{H}\})$	-0.77
$\sigma^+(Im\{\mathcal{H}\})$	+0.16
$\sigma^-(Im\{\mathcal{H}\})$	-0.40

Deep Exclusive Meson Production

A special kinematic regime is probed in **DEMP**, where the initial hadron emits $q\bar{q}$ or gg pair.

- GPD \tilde{E} not related to an already known parton distribution.
- Experimental information on \tilde{E} can provide new nucleon structure info unlikely to be available from any other source.
- The most sensitive observable to probe \tilde{E} is the transverse single-spin asymmetry in exclusive π production

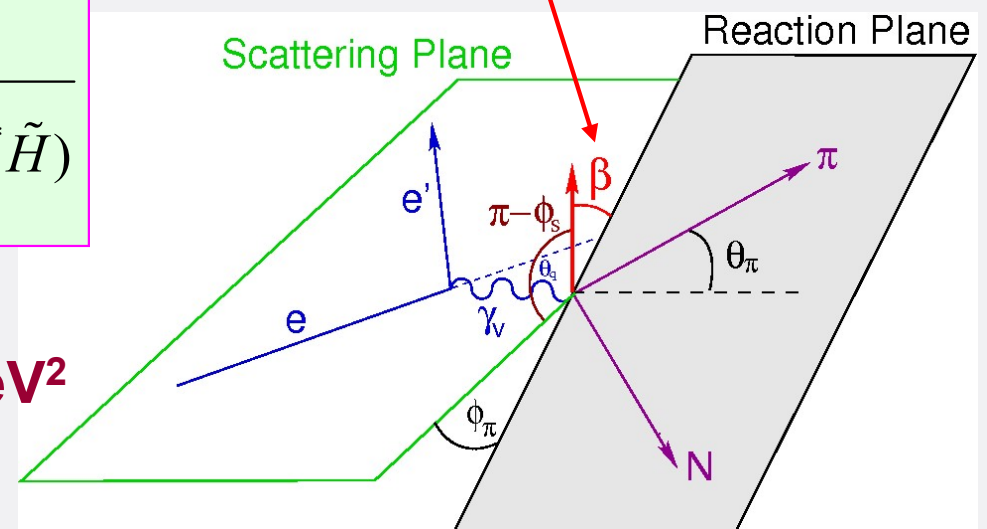
$$A_L^\perp = \frac{\left(\int_0^\pi d\beta \frac{d\sigma_L^\pi}{d\beta} - \int_\pi^{2\pi} d\beta \frac{d\sigma_L^\pi}{d\beta} \right)}{\left(\int_0^{2\pi} d\beta \frac{d\sigma_L^\pi}{d\beta} \right)}$$

$$= \frac{\sqrt{-t'} \pi \xi \sqrt{1 - \xi^2} \text{Im}(\tilde{E}^* \tilde{H})}{2m_p (1 - \xi^2) \tilde{H}^2 - \frac{t \xi^2}{4m_p} \tilde{E}^2 - 2\xi^2 \text{Re}(\tilde{E}^* \tilde{H})}$$

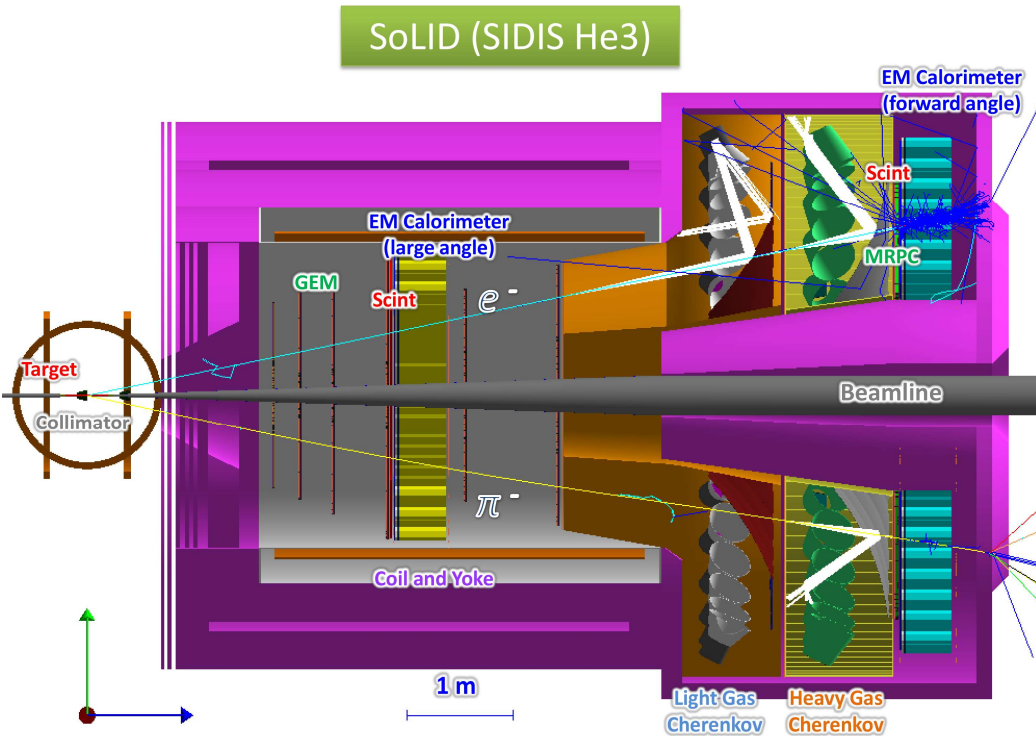
A_L^\perp expected to display precocious factorization at moderate $Q^2 \sim 2-4 \text{ GeV}^2$

Refs: A.V. Belitsky, D. Mueller, PLB513 (2001) 349
L.L. Frankfurt, et al., PRD 60(1999) 014101

$d\sigma_\pi^L$ = exclusive π cross section for longitudinal γ^*
 β = angle between transversely polarized target vector and the reaction plane.

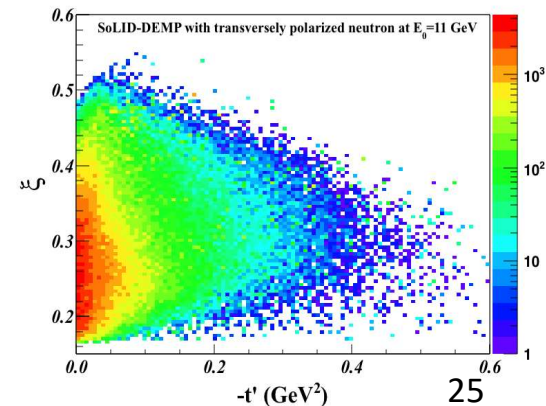
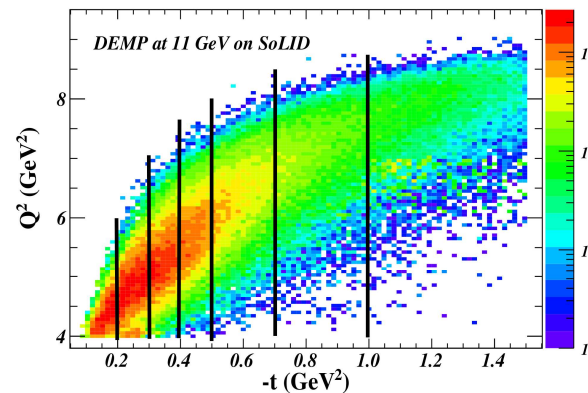
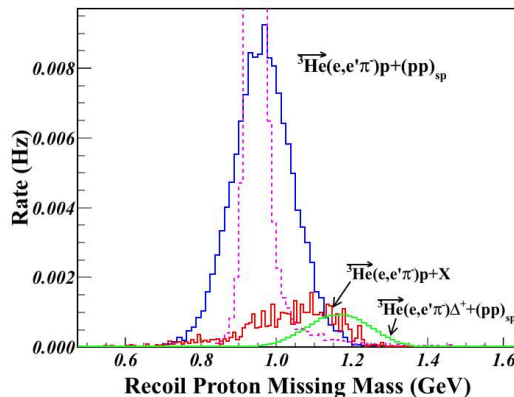


SoLID DEMP Setup



Polarized lumi $\sim 1e^{36}/\text{cm}^2/\text{s}$

- Run group with SIDIS He3 11 GeV
- Proton PID offline, not in trigger
- Complete azimuthal and large polar angle coverage
- **The measurement is valuable as it is the only practical way to obtain $A_{UT}^{\sin(\varphi-\varphi_s)}$ over a wide kinematic range.**
- We will also measure $A_{UT}^{\sin(\varphi_s)}$ and its companion moments, as was done by HERMES.
- **Provides vital GPD information not easily available in any other experiment prior to EIC.**

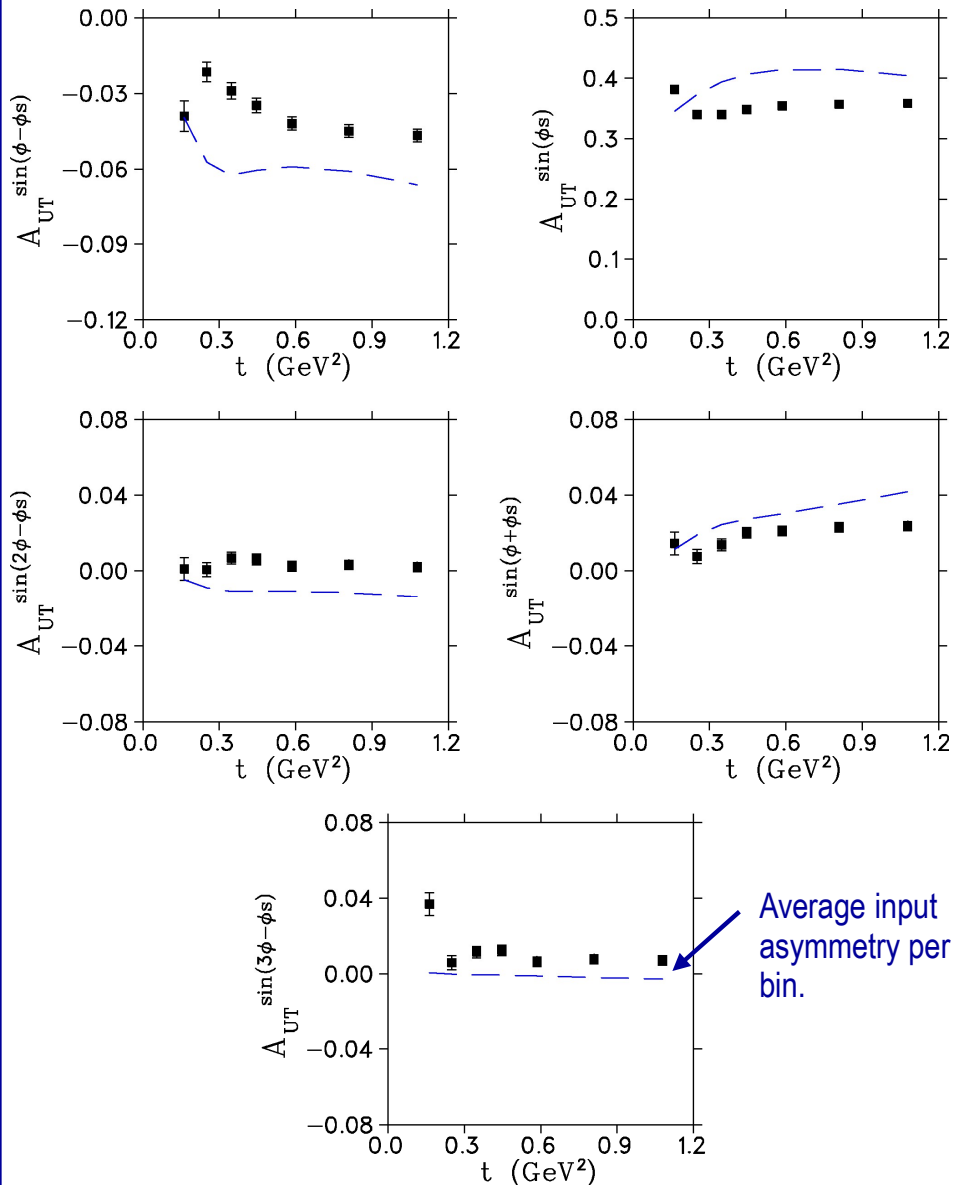


SoLID DEMP Projection

Unbinned Maximum Likelihood (UML) Method, same as [HERMES PLB 682\(2010\)345](#)

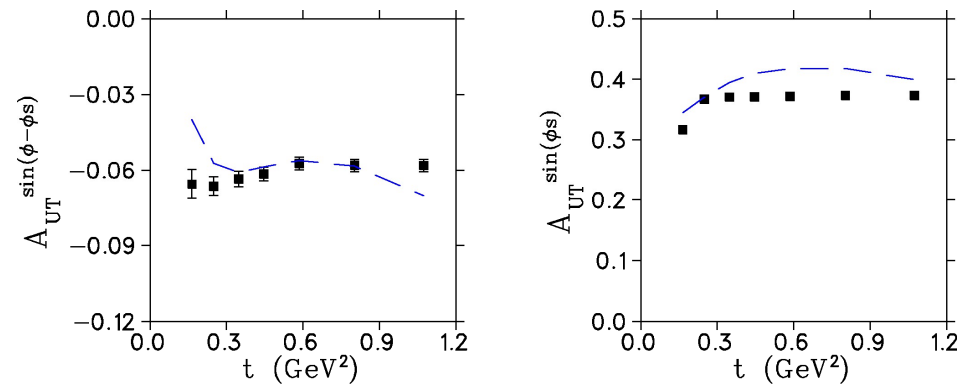
All effects on.

Includes all scattering, energy loss, resolution and Fermi momentum effects.



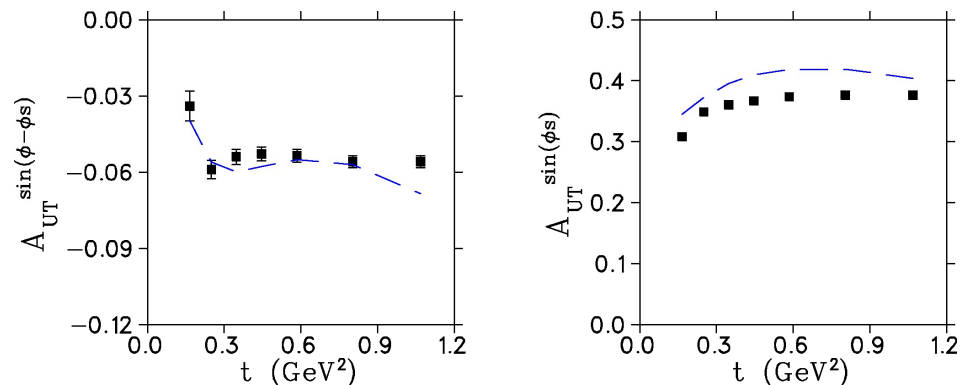
Only Fermi momentum off.

Includes all scattering, energy loss, resolution effects. Similar to where proton resolution is good enough to correct for Fermi momentum effects.



All effects off.

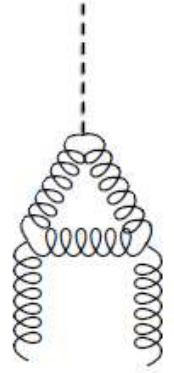
- Agreement between input and output fit values is very good. Validates the UML procedure.



Trace Anomaly and Proton Mass

- **Connecting**
Trace of energy momentum tensor
“Beta” function energy evolution of strong interaction coupling constant

$$G^{\alpha\beta\gamma} G_{\alpha\beta}^{\gamma}$$



$$\langle N | \frac{\beta(g)}{2g} G^{\alpha\beta\gamma} G_{\alpha\beta}^{\gamma} + \sum_{u,d,s} m_q \bar{q}q | N \rangle = M_N$$

$$H_{QCD} = H_q + H_m + H_g + H_a$$

$$H_q = \text{Quark energy} \int d^3x \psi^\dagger (-i\mathbf{D} \cdot \boldsymbol{\alpha}) \psi$$


$$H_m = \text{Quark mass} \int d^3x \bar{\psi} m \psi$$

$$H_g = \text{Gluon energy} \int d^3x \frac{1}{2} (\mathbf{E}^2 + \mathbf{B}^2)$$

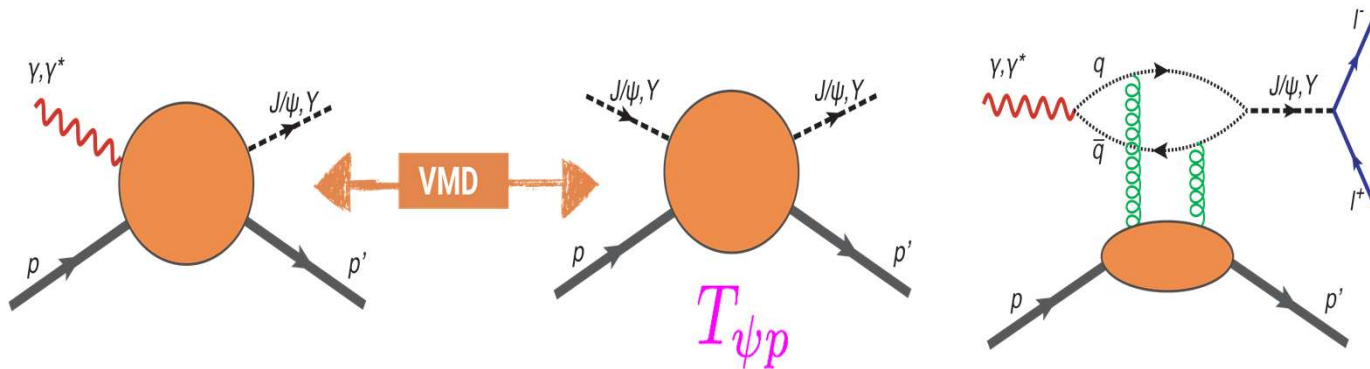
$$H_a = \text{Trace anomaly} \int d^3x \frac{9\alpha_s}{16\pi} (\mathbf{E}^2 - \mathbf{B}^2)$$

Sets the scale for the Hadron mass!

Proton Mass Budget



From Cross section to the Trace Anomaly



$$\gamma^* + N \rightarrow N + J / \psi$$

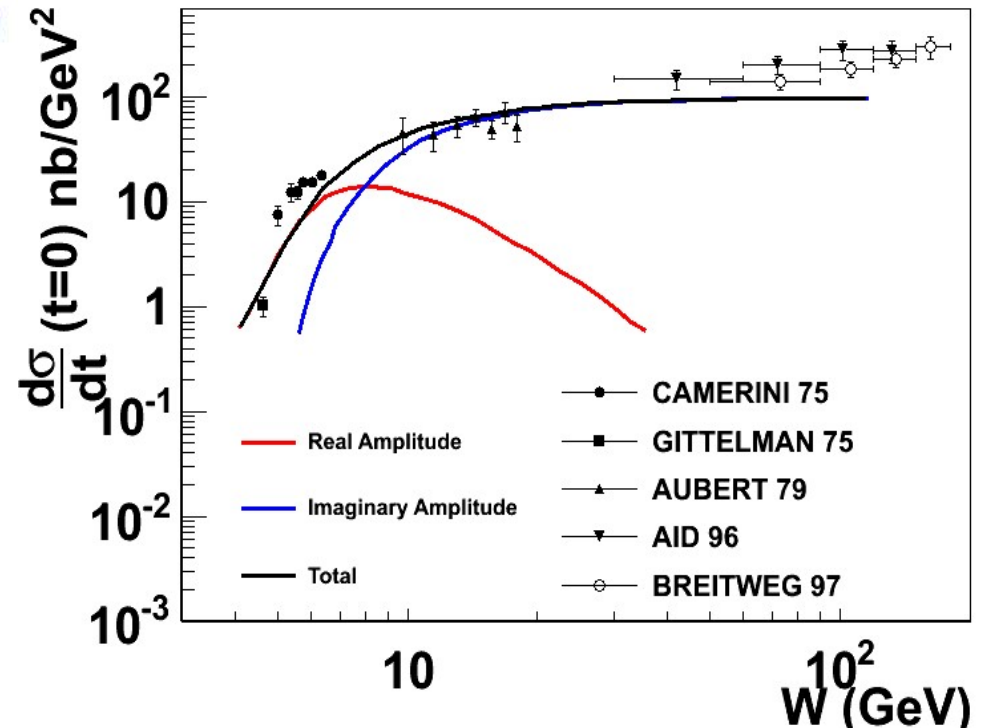
Heavy quark – dominated
by two gluons

$$\langle P | T_\alpha^\alpha | P \rangle = 2P^\alpha P_\alpha = 2M_p^2$$

$$\frac{d\sigma_{\gamma N \rightarrow \psi N}}{dt}(s, t=0) = \frac{3\Gamma(\psi \rightarrow e^+e^-)}{\alpha m_\psi} \left(\frac{k_{\psi N}}{k_{\gamma N}}\right)^2 \frac{d\sigma_{\psi N \rightarrow \psi N}}{dt}(s, t=0)$$

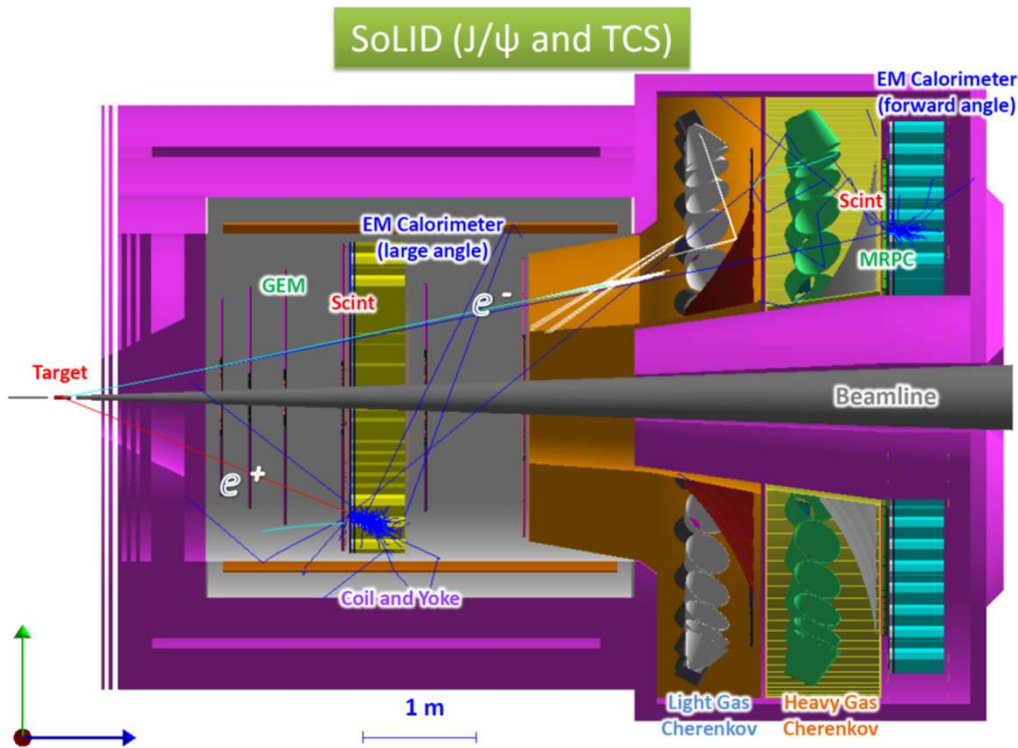
$$\frac{d\sigma_{\psi N \rightarrow \psi N}}{dt}(s, t=0) = \frac{1}{64\pi} \frac{1}{m_\psi^2 (\lambda^2 - m_N^2)} |\mathcal{M}_{\psi N}(s, t=0)|^2$$

- **VMD relates photoproduction cross section to quarkonium-nucleon scattering amplitude**
- **Imaginary part** is related to the total cross section through optical theorem
- **Real part** contains the trace (conformal) anomaly; Dominate the near threshold region and constrained through dispersion relation



A measurement near threshold could allow access to the trace anomaly

SoLID J/ψ Program



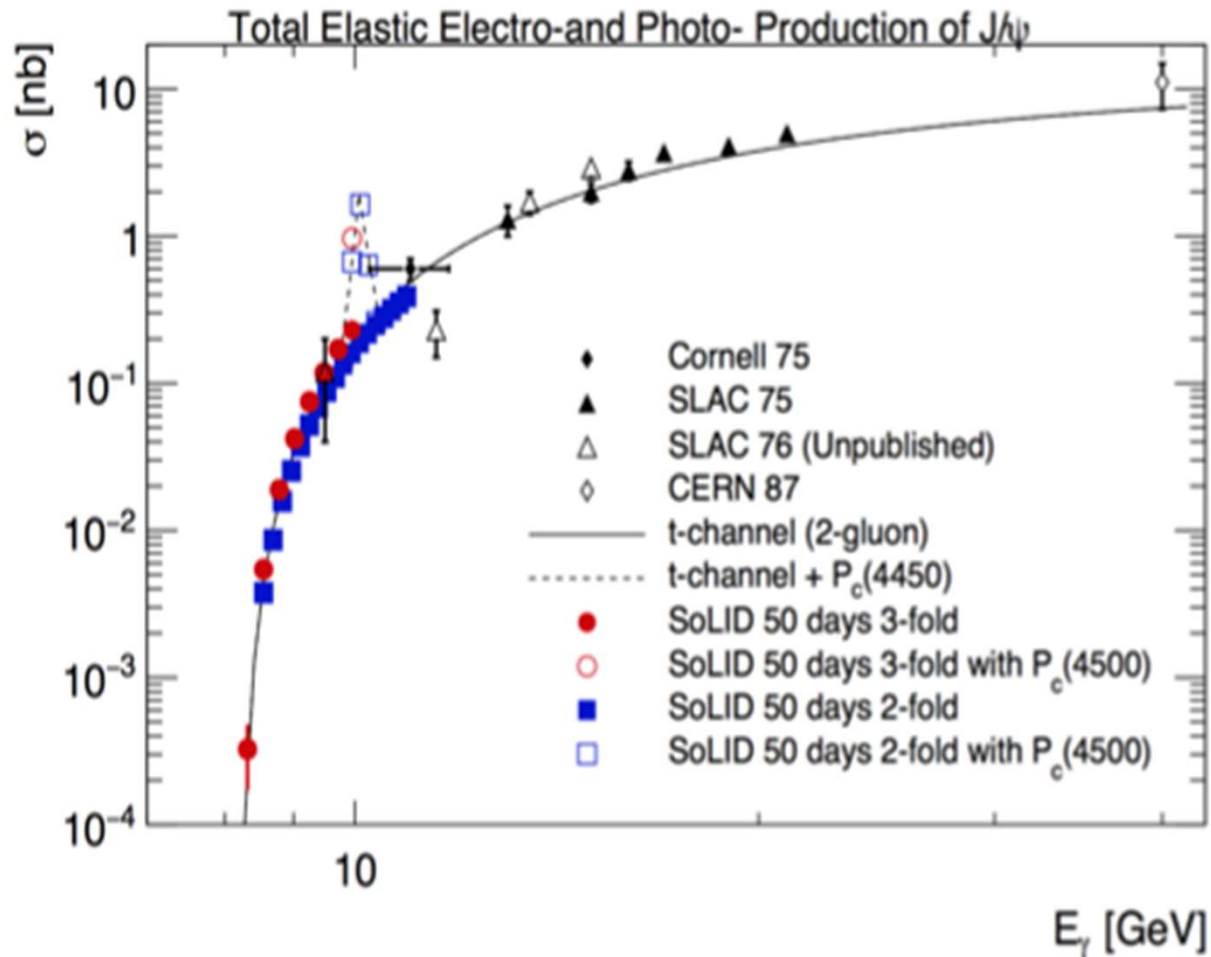
Measurements

- **Electro-production:**
 - 4-fold: detect decay $e^- e^+$ pair, scattered e^- and recoil proton
 - 3-fold: detect decay $e^- e^+$ pair, scattered e^- or recoil proton
- **Photo-production:**
 - 3-fold: detect decay $e^- e^+$ pair and recoil proton
- **Goals: 10% stats and 15% syst. Uncertainties**
- **Kinematics:**
 - $4.05 < W < 4.45$ GeV
 - $|t - t_{\min}| < 2.5$ GeV²

$$e p \rightarrow e' p' J/\psi(e^- e^+)$$

$$\gamma p \rightarrow p' J/\psi(e^- e^+)$$

SoLID J/ψ Projection



Total and differential crosssection precision measurement near threshold

Explore trace anomaly extraction and access to proton mass

SoLID Subsystems - Magnet

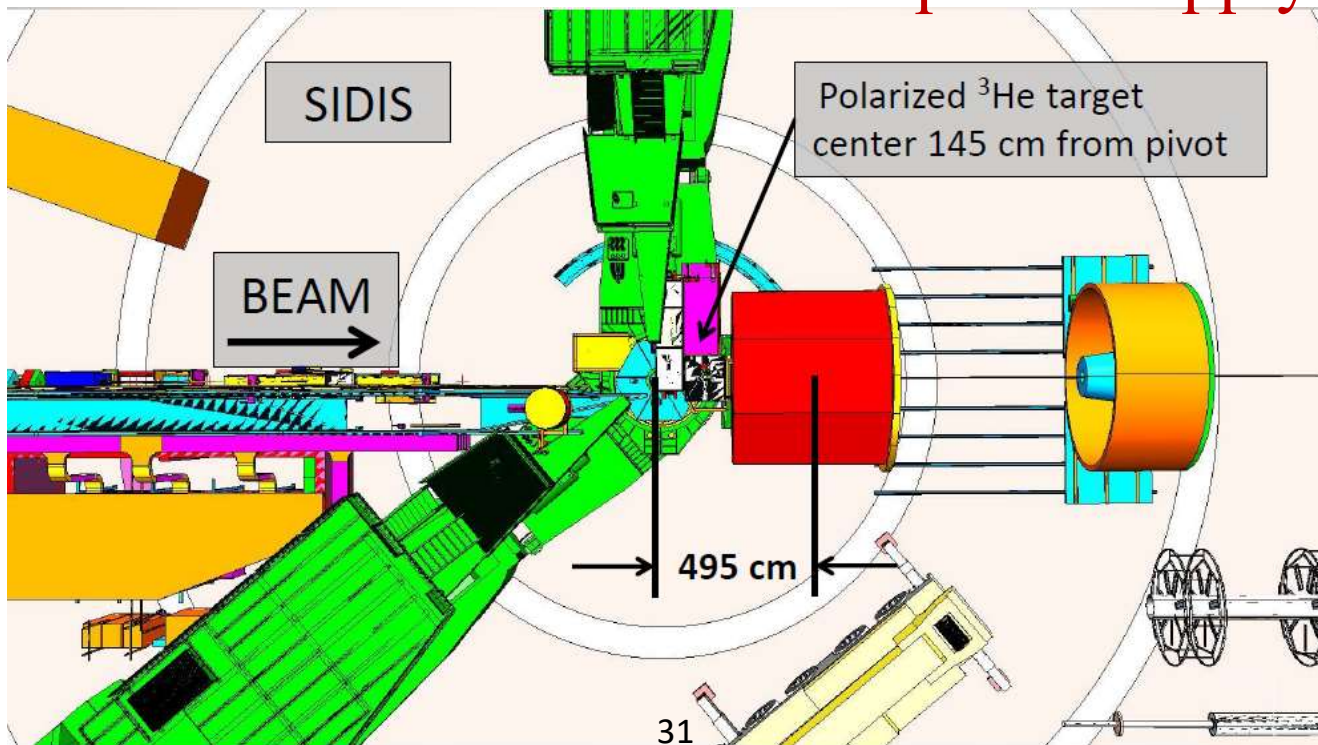


CLEO-II magnet,
~3m diameter, ~3.5m long,
field ~1.5T



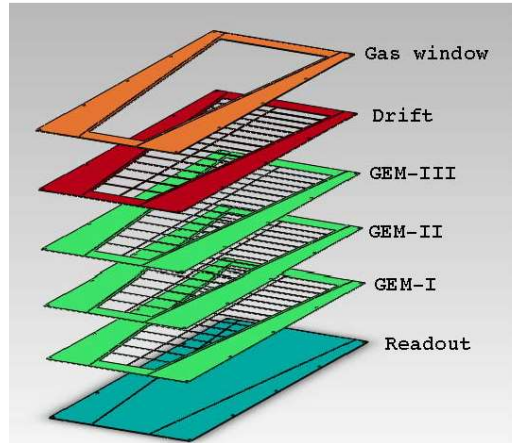
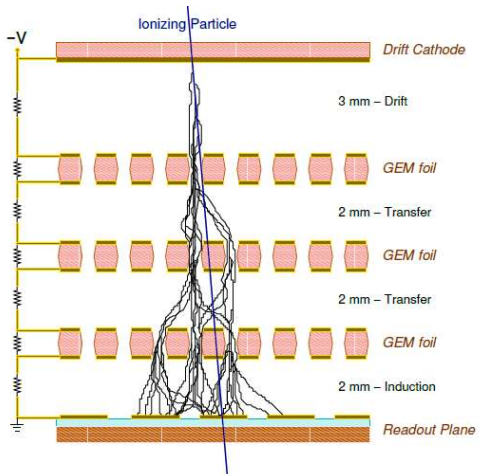
Coil and cryostat moved to
JLab in 2016

Iron moved to JLab in 2019

New power supply and control



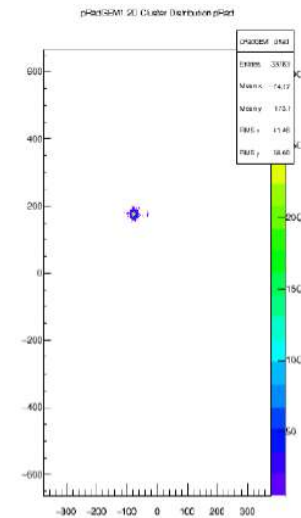
SoLID Subsystems - GEM



Gas Electron Multiplier


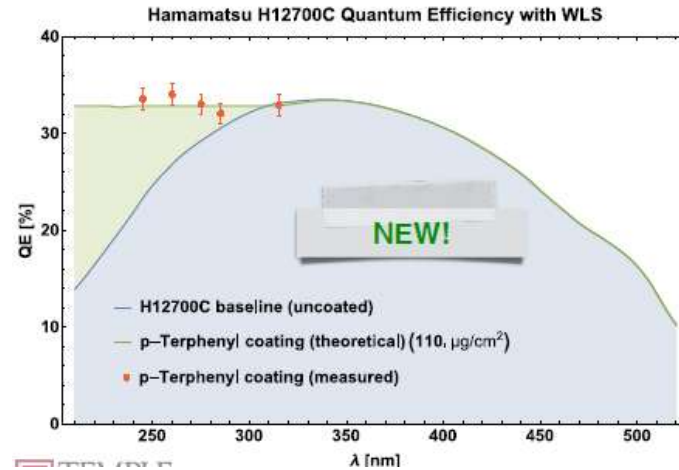
High rate capable trackers with multi-layers and large area

Largest GEM built and ran in experiment, PRad June 2016

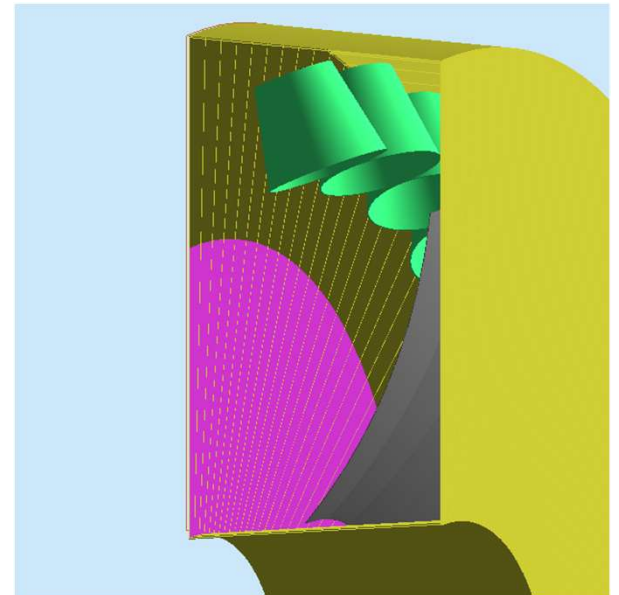
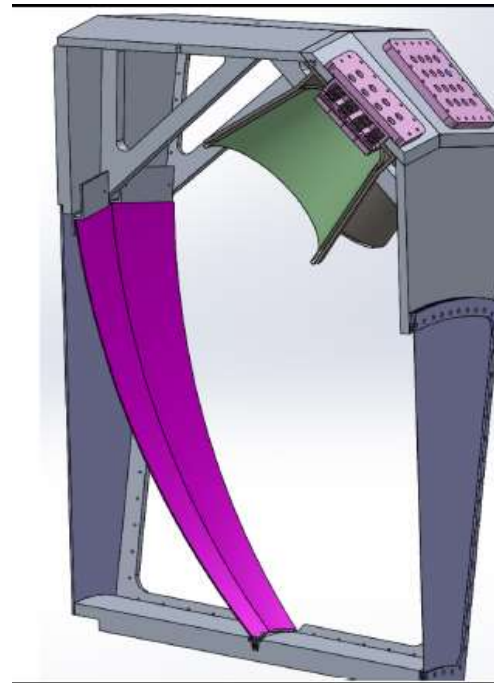


SoLID Subsystems - Cherenkov

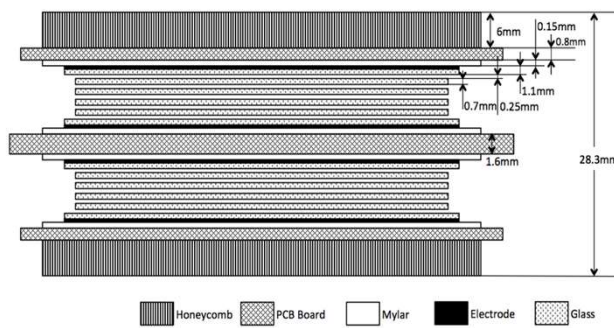
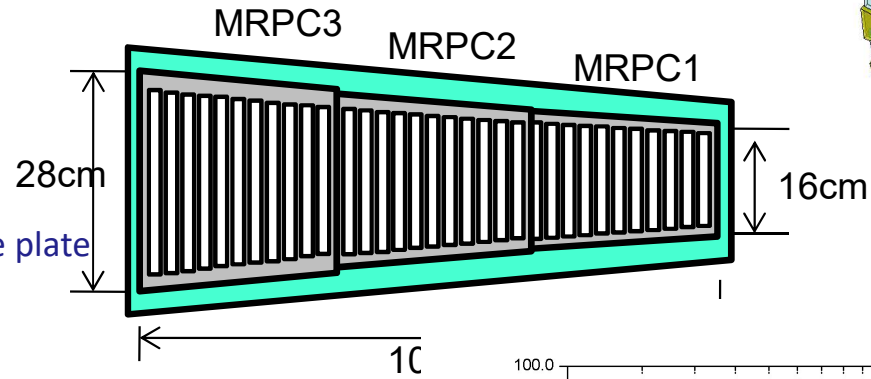
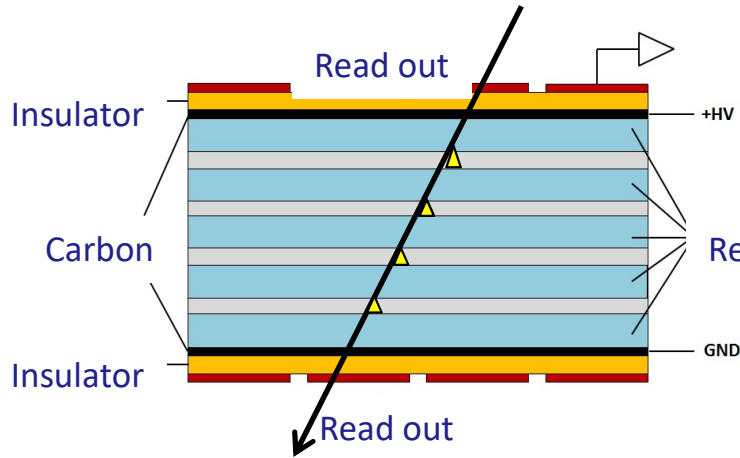
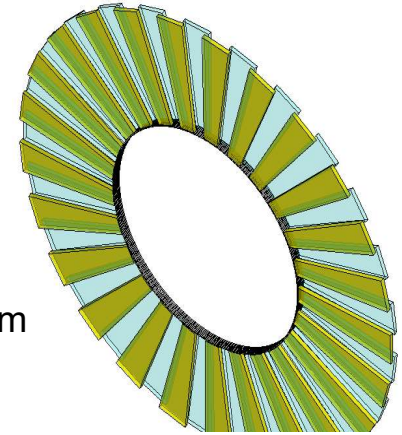
Light gas
identify electrons
suppress pions




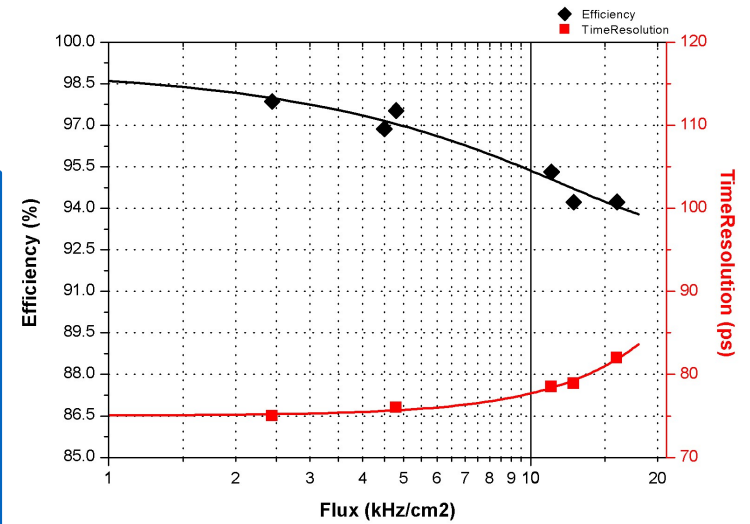
Heavy gas
identify pions
suppress kaons



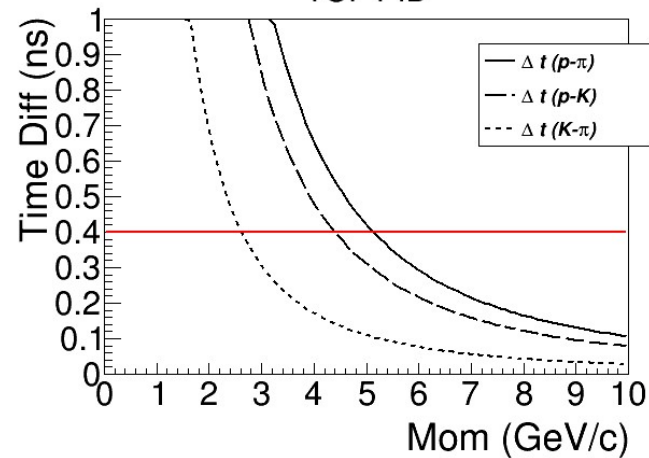
SoLID Subsystems - MRPC



Multi-gap Resistive Plate Chamber
 ~100ps time resolution, fast and high rate capable



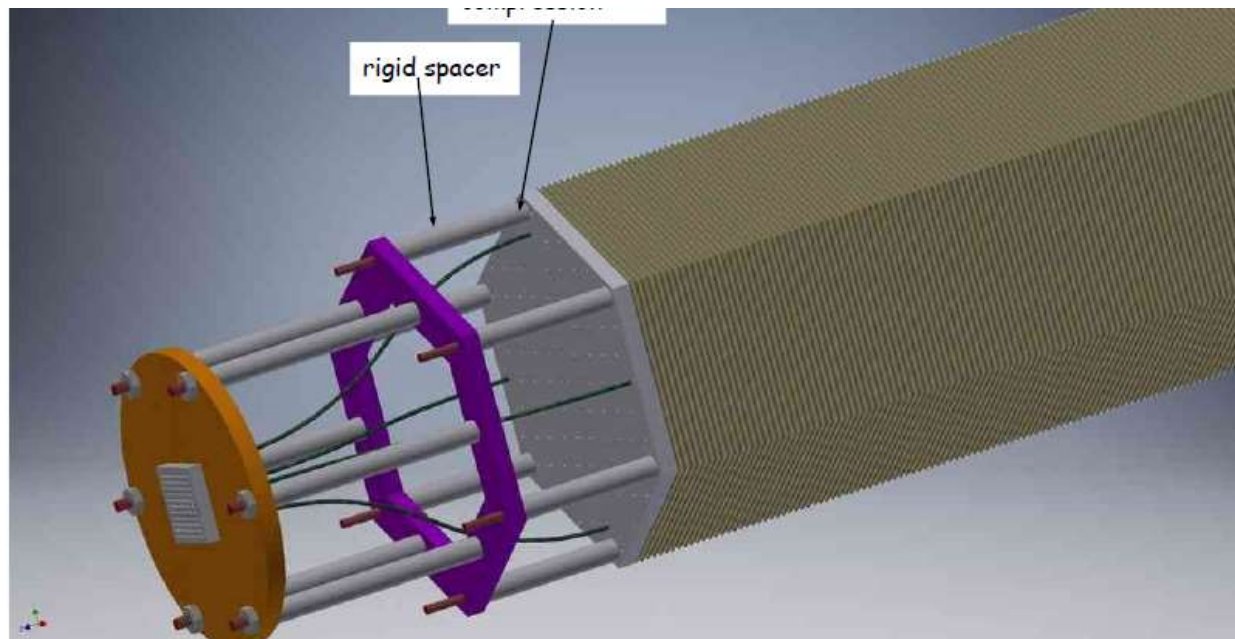
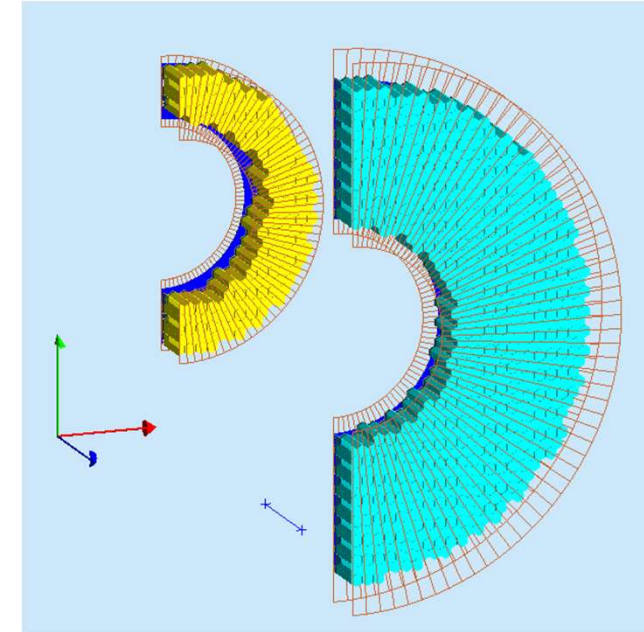
TOF PID



SoLID Subsystems - ECAL



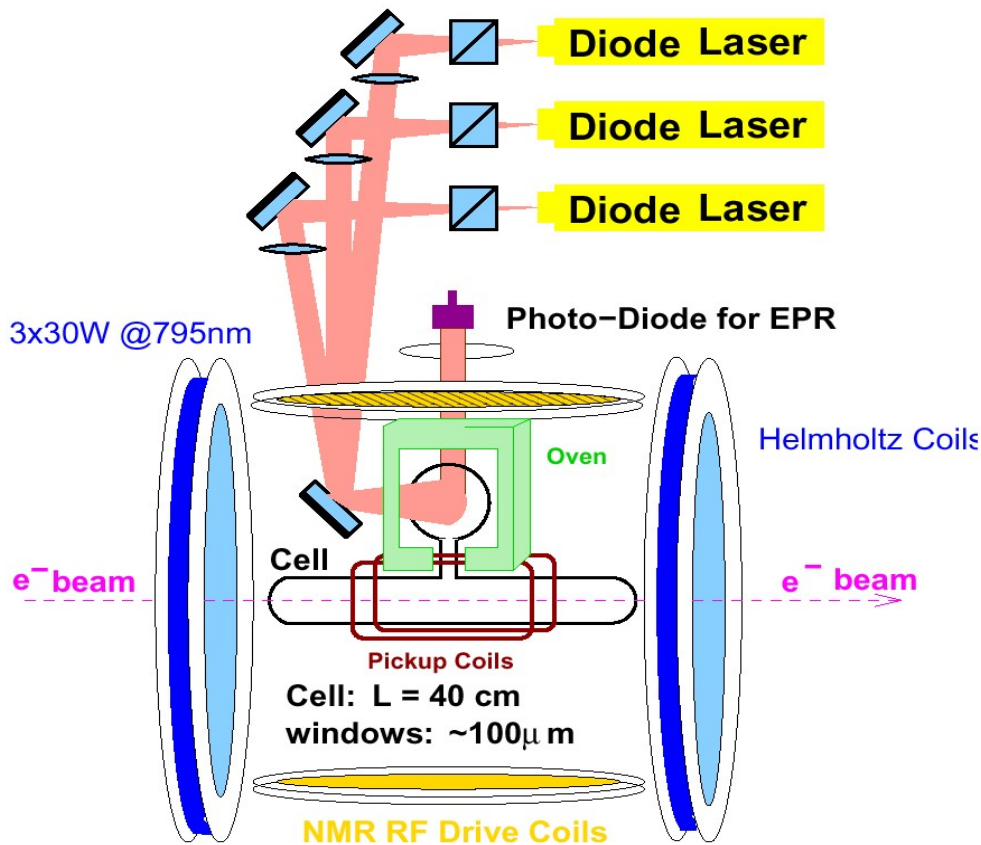
shashlik calorimeter,
good resolution and
radiation hardness



SoLID Subsystems – Target

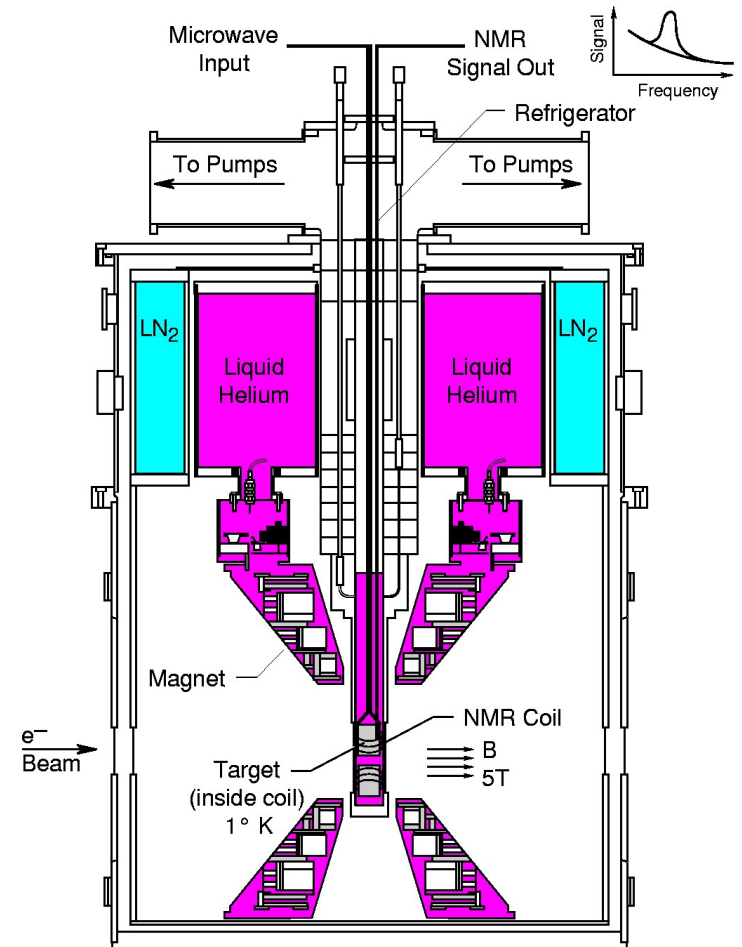
polarized ^3He target

luminosity $\geq 10^{36}/\text{cm}^2/\text{s}$ (world record)
 High in-beam polarization $\sim 60\%$



polarized NH_3 target

luminosity $\geq 10^{35}/\text{cm}^2/\text{s}$
 High in-beam polarization $\sim 70\%$



Summary of SoLID Program

- PVDIS: Standard Model test and hadron structure
- Nucleon 3D imaging:
 - Precision TMD measurement via SIDIS
 - Additional GPD measurement via TCS,DEMP
- J/ψ near threshold: trace anomaly and proton mass
- More experiments are welcome!
- With **high luminosity and large acceptance**, SoLID will fully exploit the capabilities of JLab 12GeV upgrade and has a natural extension into EIC

Thank you!

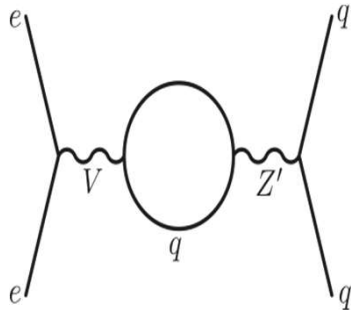
backup

Extensions to the Standard Model

Possible scenarios:

- All data fall on Standard Model $\sin^2\theta_W(Q^2)$ curve.
- Dark Z' modifies $\sin^2\theta_W(Q^2)$ curve for all experiments.
- Other BSM Physics can make additional contributions to the g^{eq} in any pattern.

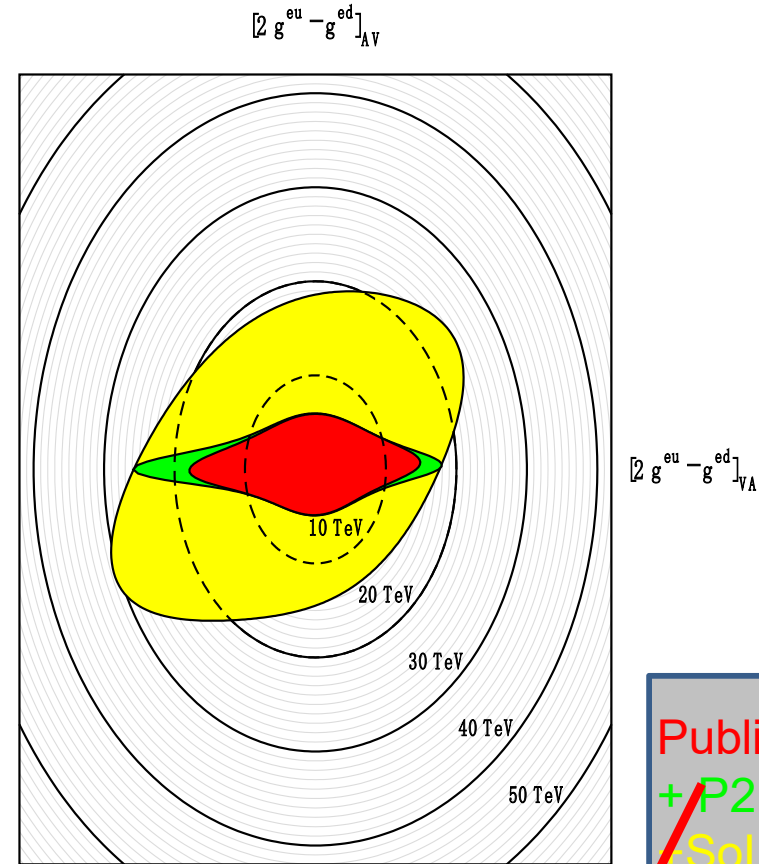
Example: lepto-phobic Z' contributes only to g^{eq}_{VA}



PVDIS also probes hadronic physics:

- Charge symmetry at the quark level.
- Isovector EMC effect.
- Isolate quark-quark correlations.

PVDIS in high-x SoLID has high-energy reach complimentary with the LHC.

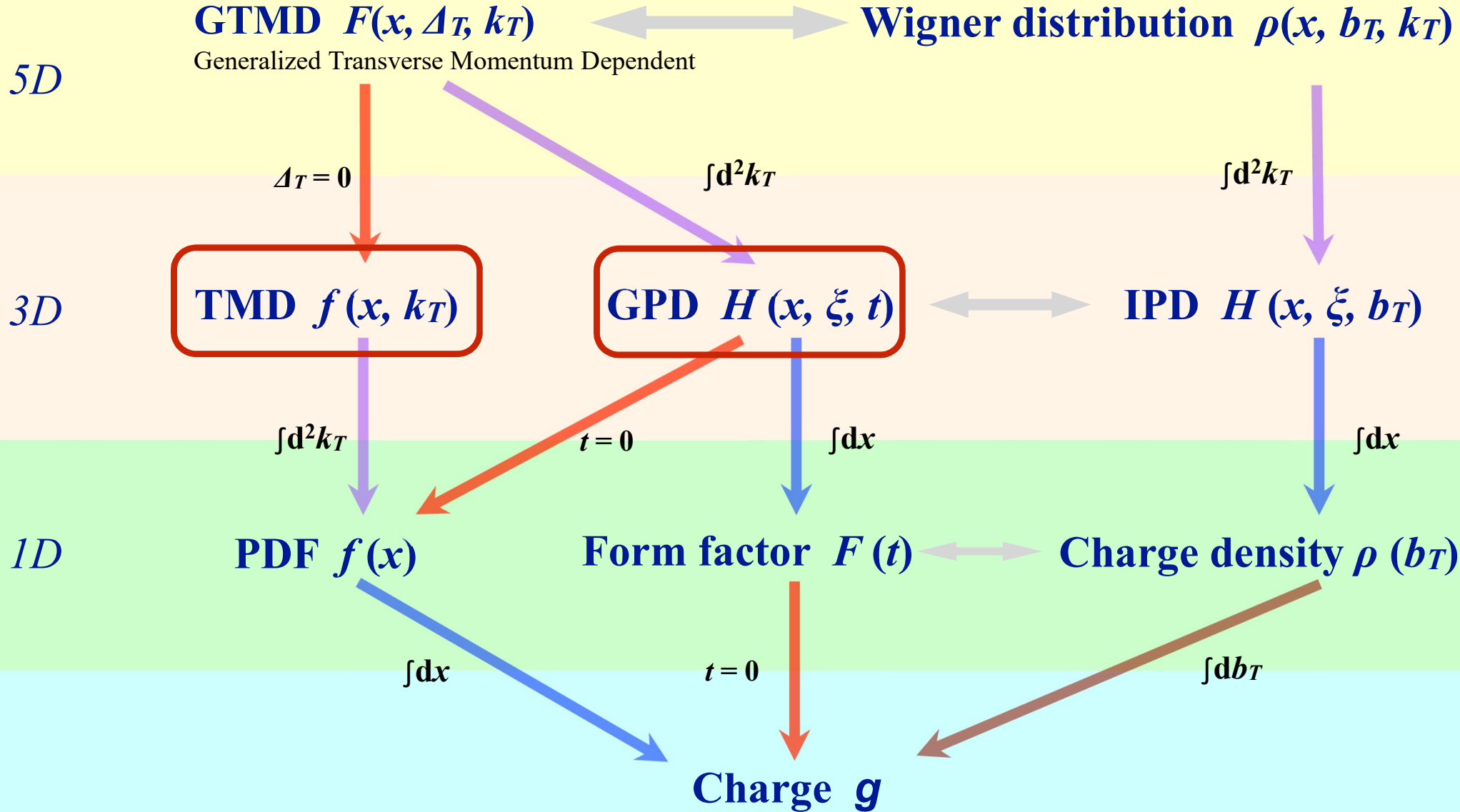


Nature **557**, no. 7704, 207 (2018)

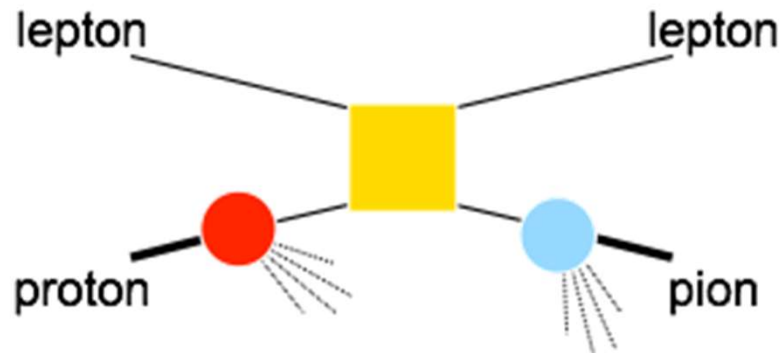
Nature **506**, no. 7486, 67 (2014)

Unified View of Nucleon Structure

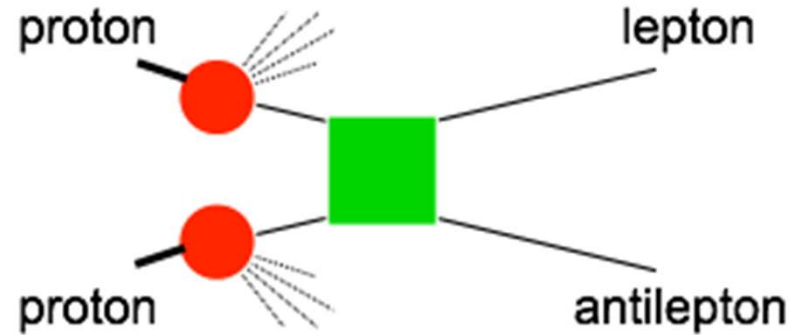
Light-front wave function $\Psi(x_i, k_{Ti})$



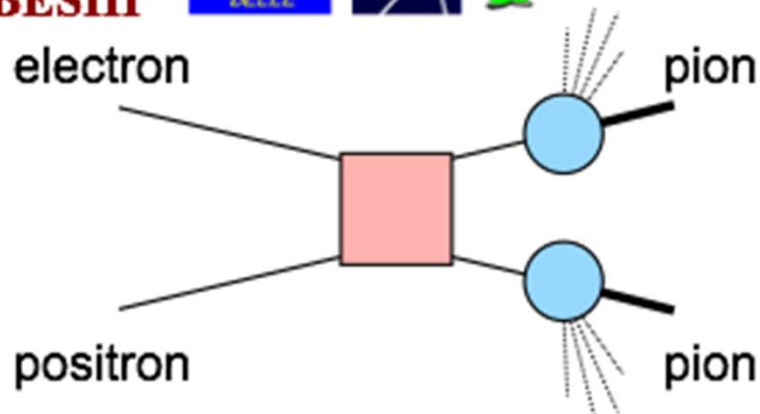
Access TMDs through Hard Processes






SIDIS



Drell-Yan

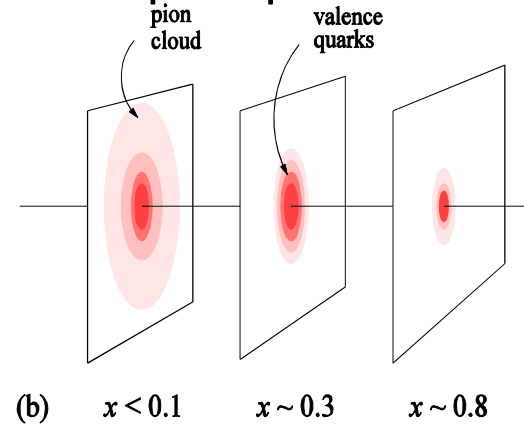
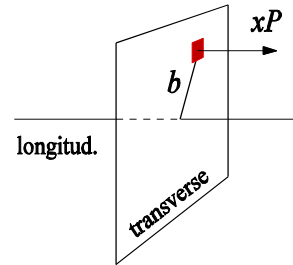
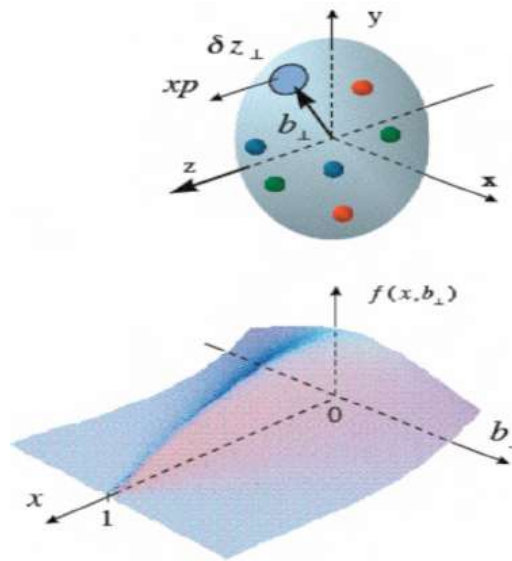


e^-e^+ to pions

-  Partonic scattering amplitude
-  Fragmentation amplitude
-  Distribution amplitude

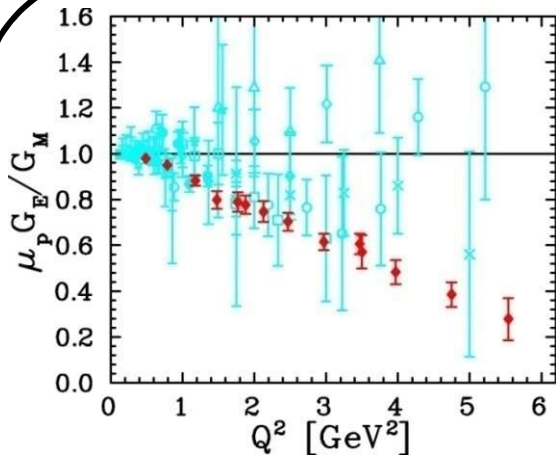
Generalized Parton Distribution (GPD)

A unified descriptions of partons (quarks and gluons) in the momentum and impact parameter space



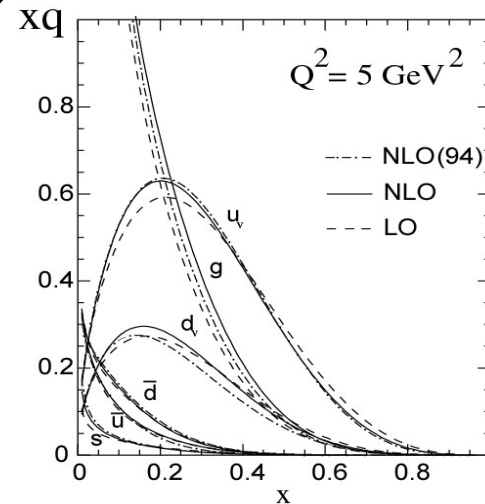
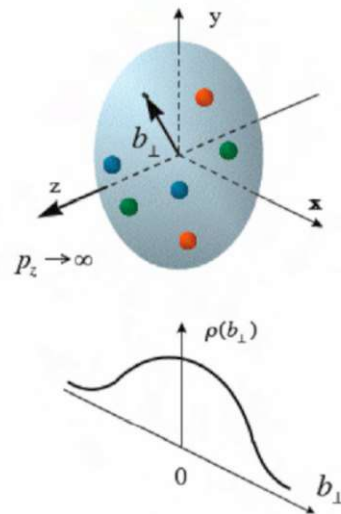
(a)

(b) $x < 0.1$ $x \sim 0.3$ $x \sim 0.8$



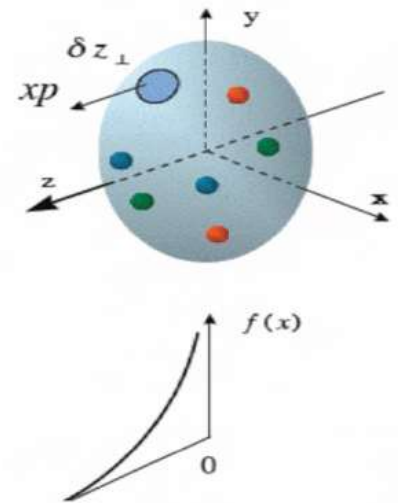
Elastic form factors

Transverse spatial distributions

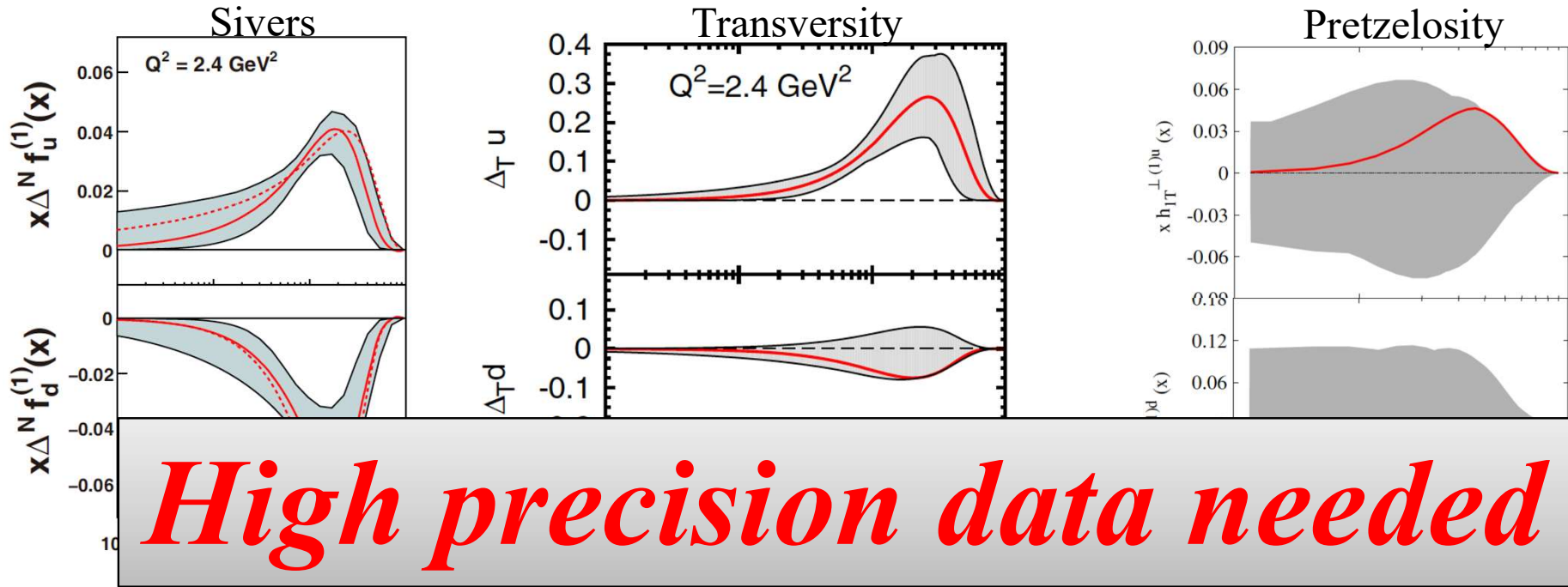


Parton Distribution Functions

Longitudinal momentum distributions



Present Status On TMD Extractions



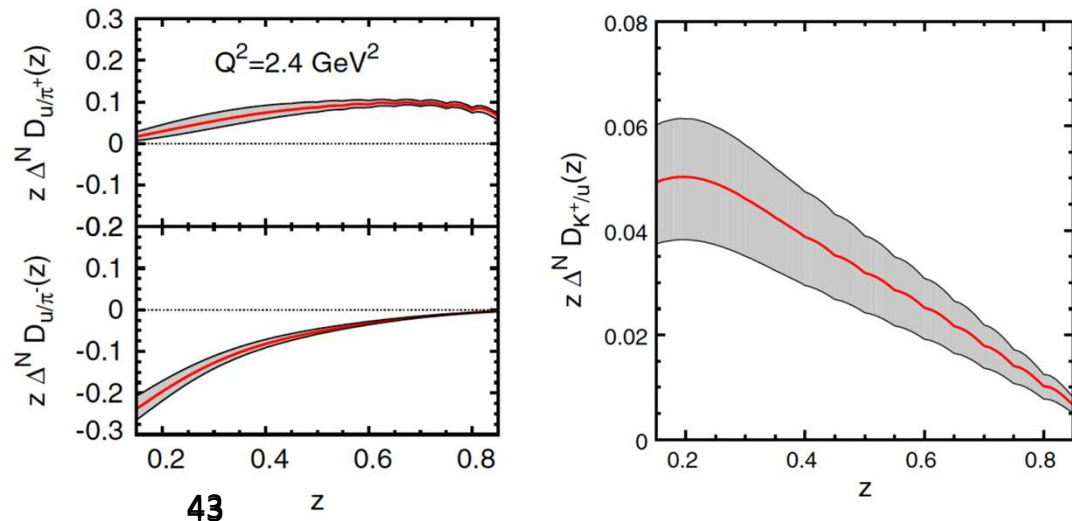
Anselmino et al, EPJA39, 89 (2009)

Anselmino et al, PRD92, 114023 (2015)

Lefky et al, PRD91, 034010 (2015)

Collins fragmentation

Anselmino et al, PRD92, 114023 (2015)
PRD93, 034025 (2016)



SIDIS @ SoLID

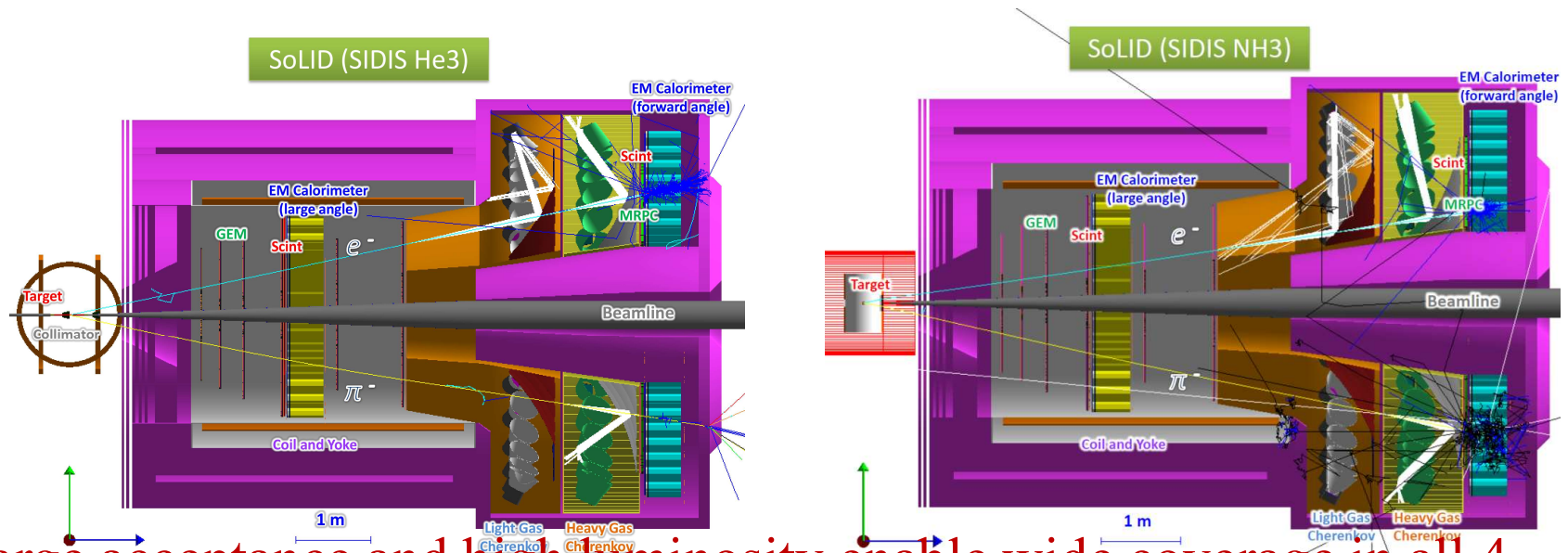
Approved SIDIS experiments rated with A

11/8.8 GeV beam, polar angle $8^\circ \sim 24^\circ$, full 2π azimuthal angle

- E12-10-006: Single Spin Asymmetry on transversely polarized ^3He , 90 days, **rated A**
- E12-11-007: Single and Double Spin Asymmetries on longitudinally polarized ^3He , 35 days, **rated A**

- run group
 - Dihadron process
 - Ay inclusive

- E12-10-008: Single Spin Asymmetry on transversely polarized proton (NH_3), 120 days, **rated A**



large acceptance and high luminosity enable wide coverage in all 4 kinematic bins with well controlled systematics

SoLID SIDIS Resolution and Error

	θ angle (mrad)	ϕ angle (mrad)	Vertex z (cm)	p (%)
SIDIS ^3He fwd angle (e)	1.3	5.7	0.9	1.7
SIDIS ^3He fwd angle (π)	1.2	5.2	0.9	1.1
SIDIS ^3He large angle (e)	1.0	1.7	0.5	1.2
PVDIS (e)	0.8	1.7	0.3	1.2

Table 21: Averaged resolutions by track fitting with most of material energy loss and without background

E_{beam} (GeV)	x	z	Q^2 (GeV 2)	$P_{h\perp}$ (GeV)	ϕ_h (rad)	ϕ_S (rad)
11	0.002	0.003	0.02	0.006	0.015	0.006
8.8	0.002	0.004	0.02	0.006	0.018	0.006

Table 23: Resolution of kinematical variables (in the Trento convention) with the ^3He target setup.

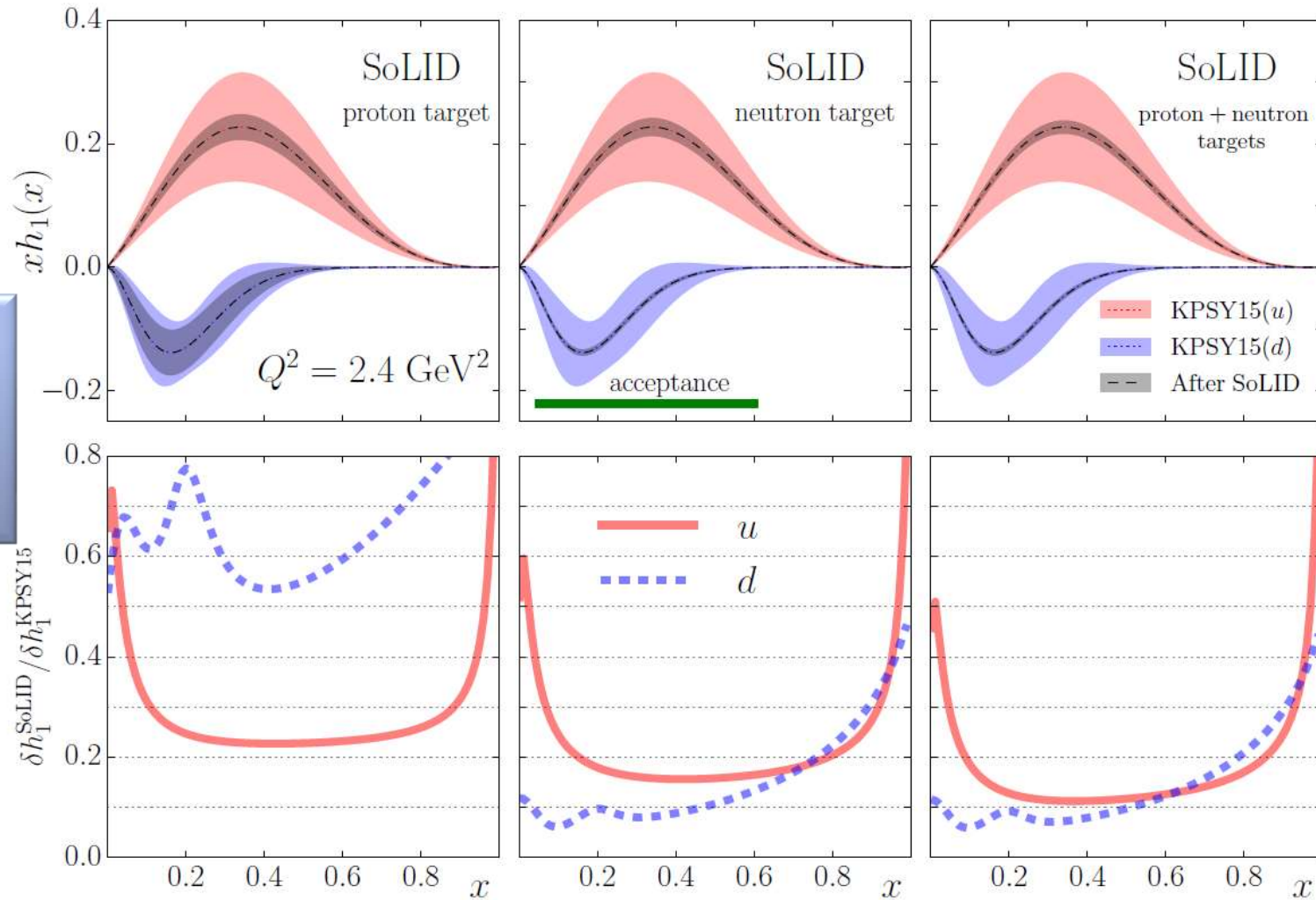
$P_{h\perp}$ (GeV/c)	[0.0, 0.2]	[0.2, 0.4]	[0.4, 0.6]	[0.6, 0.8]	[0.8, 1.0]	[1.0, 1.2]
11 GeV beam (π^+)	110	160	150	105	75	40
11 GeV beam (π^-)	120	160	140	90	70	50
8.8 GeV beam (π^+)	75	95	80	50	45	
8.8 GeV beam (π^-)	65	95	75	50	45	

Table 24: The ratio of SIDIS signal and random coincidence background within 6 ns. These values are estimated with the ^3He target. Similar results are obtained for the proton target.

Systematic (abs.)		Systematic (rel.)	
Raw asymmetry	0.0014	Target polarization	3%
Detector resolution	< 0.0001	Nuclear effect	(4 – 5)%
		Random coincidence	0.2%
		Radiative correction	(2 – 3)%
		Diffractive meson	3%
Total	0.0014	Total	(6 – 7)%

Table 25: The systematic uncertainties on the asymmetry measurements of SIDIS.

SoLID Impact on Transversity



1 order
improvement

Z. Ye *et al*, Phys. Lett. B 767, 91 (2017)

Including both systematic and statistical errors

KPSY 15: Z.-B. Kang *et al.*, PR D 93, 014009 (2016).

Constraint on Quark EDMs

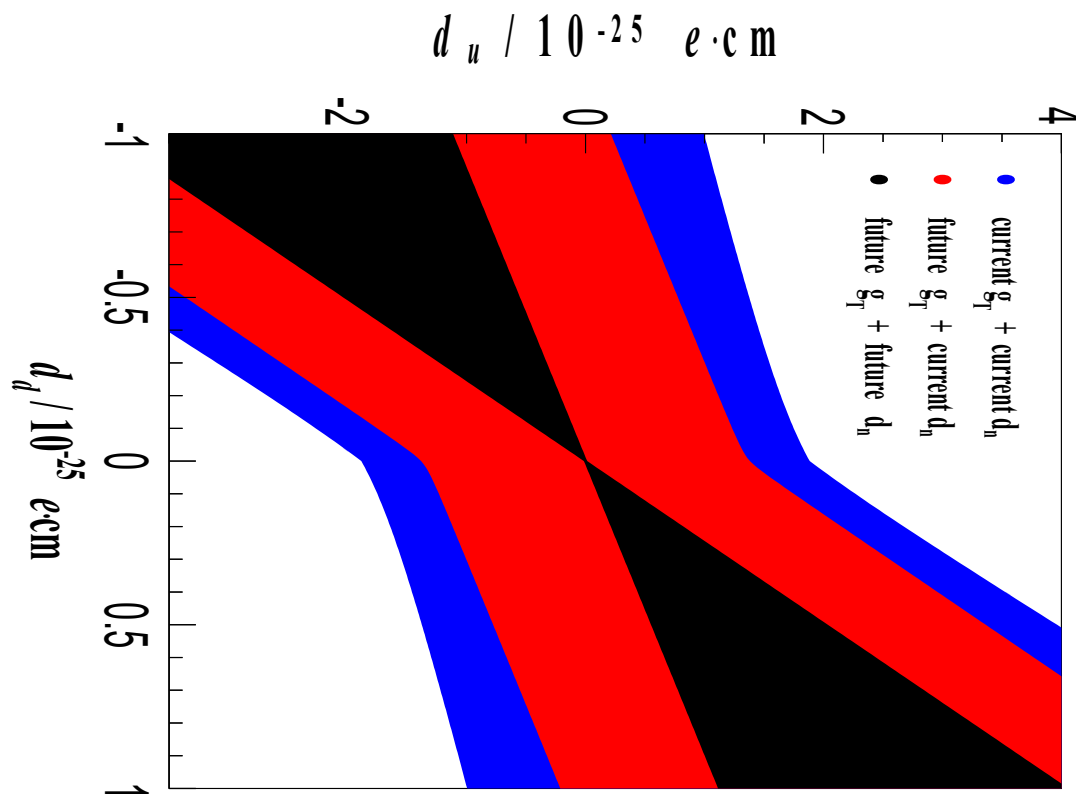
Current upper limit on the neutron EDM

$$3.0 \times 10^{-26} e \text{ cm} \quad (90\% \text{ CL})$$

J.M. Pendlebury et al., Phys. Rev. D 92, 092003 (2015). [Re-analysis]

C.A. Baker et al., Phys. Rev. Lett. 97, 131801 (2006).

Constraint on quark EDMs with tensor charge



$$d_n = g_T^d d_u + g_T^u d_d + g_T^s d_s$$

Using g_T^s from lattice calculation

- Future g_T : SoLID projected tensor charge
- Future d_n : $3.0 \times 10^{-28} e \text{ cm}$

H. Gao, T. Liu, Z. Zhao,
arXiv:1704.00113, to
appear in PRD

Constraint on Quark EDMs

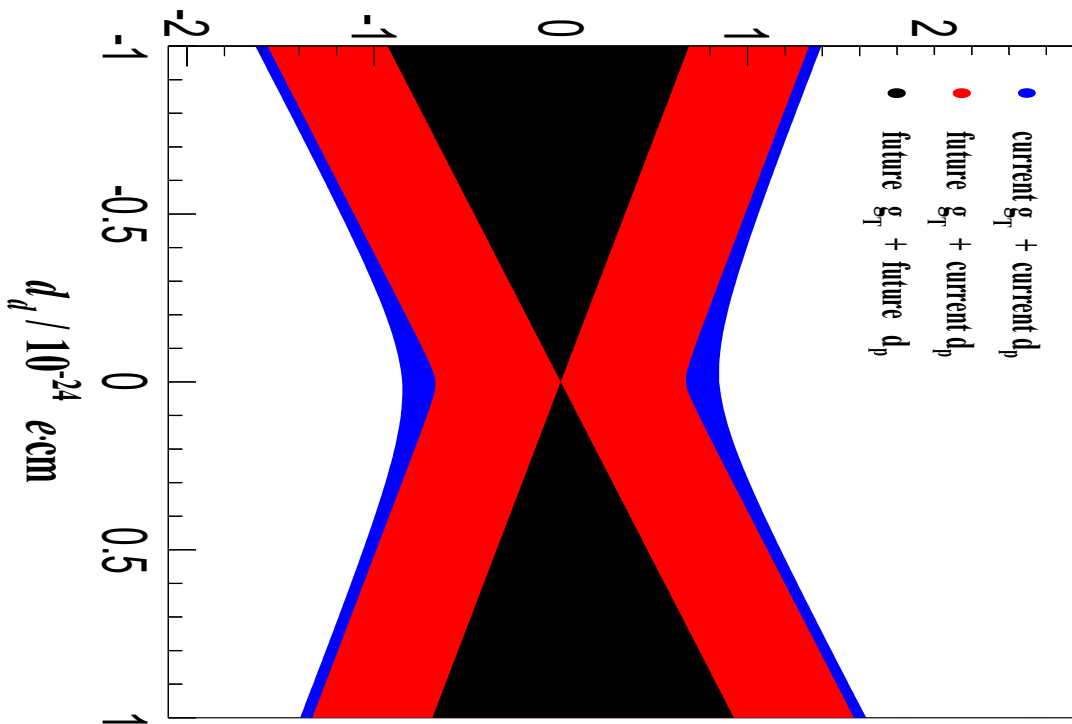
Current upper limit on the proton EDM

- Mercury atom EDM
limit: $7.4 \times 10^{-30} e \text{ cm}$ (95% CL)
- Derived proton EDM
limit: $2.6 \times 10^{-25} e \text{ cm}$

B. Graner et al.,
Phys. Rev. Lett. 116,
161601 (2016).

Schiff moment method
including the uncertainty among
different theoretical models

Constraint on quark EDMs with tensor charge



$$d_p = g_T^u d_u + g_T^d d_d + g_T^s d_s$$

Using g_T^s from lattice calculation

- Future g_T : SoLID
projected tensor charge
- Future d_p : $2.6 \times 10^{-29} e \text{ cm}$

H. Gao, T. Liu, Z. Zhao,
arXiv:1704.00113, to
appear in PRD

Constraint on Quark EDMs (III)

Constraint on quark EDMs with combined proton and neutron EDMs

	d_u upper limit	d_d upper limit
Current g_T + current EDMs	$1.27 \times 10^{-24} e \text{ cm}$	$1.17 \times 10^{-24} e \text{ cm}$
SoLID g_T + current EDMs	$6.72 \times 10^{-25} e \text{ cm}$	$1.07 \times 10^{-24} e \text{ cm}$
SoLID g_T + future EDMs	$1.20 \times 10^{-27} e \text{ cm}$	$7.18 \times 10^{-28} e \text{ cm}$

Include 10% isospin symmetry breaking uncertainty

Sensitivity to new physics

$$d_q \sim em_q / (4\pi\Lambda^2)$$

Three orders of magnitude improvement on quark EDM limit



Probe to 30 ~ 40 times higher scale

Current quark EDM limit: $10^{-24} e \text{ cm}$



~ 1 TeV

Future quark EDM limit: $10^{-27} e \text{ cm}$



30 ~ 40 TeV

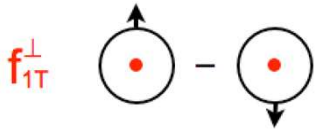
H. Gao, T. Liu, Z. Zhao,

49 arXiv:1704.00113, to appear in PRD

Unpolarized Quark in $p \uparrow$

$$f_{q/p \uparrow}(x, \mathbf{k}_\perp) = f_1^q(x, k_\perp) - f_{1T}^{\perp q}(x, k_\perp) \frac{\hat{\mathbf{P}} \times \mathbf{k}_\perp \cdot \mathbf{S}}{M}$$

Sivers distribution



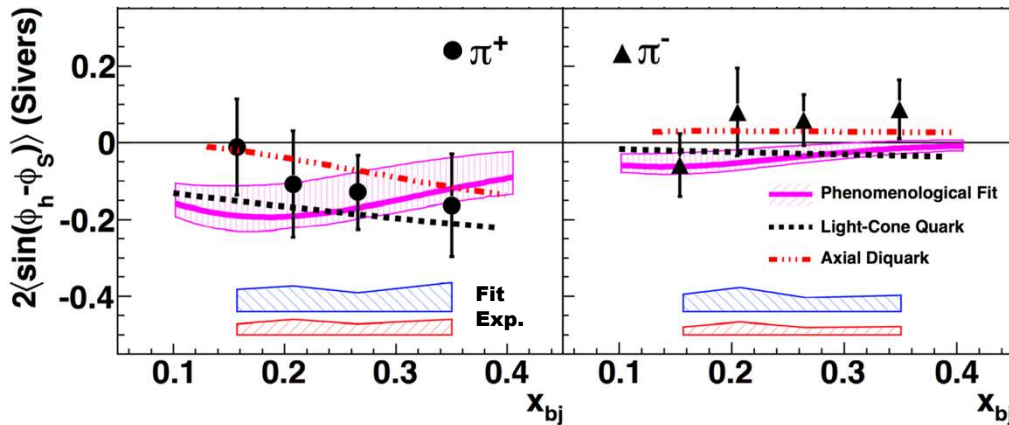
naively time-reversal odd.

$$f_{1T}^{\perp q}(x, k_\perp) \Big|_{\text{SIDIS}} = -f_{1T}^{\perp q}(x, k_\perp) \Big|_{\text{DY}}$$

Measurement in SIDIS

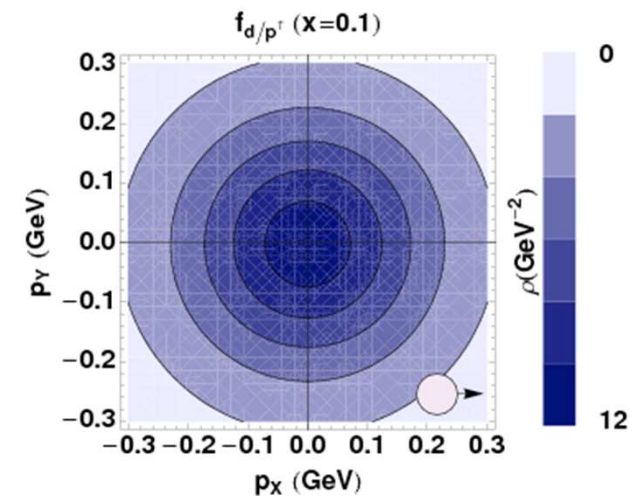
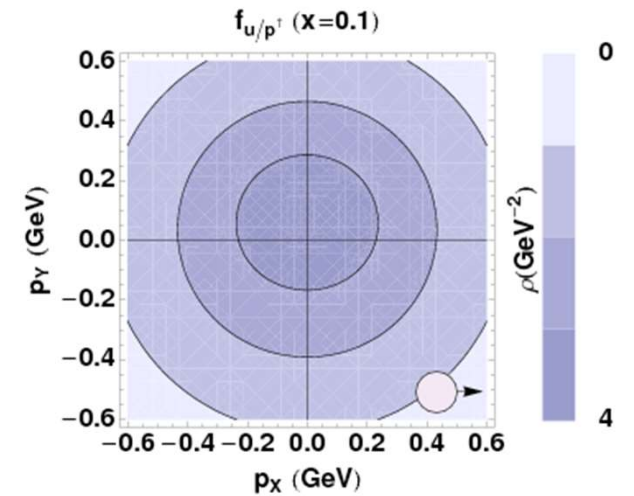
Single spin asymmetry
(Sivers asymmetry)

$$A_{UT}^{\sin(\phi_h - \phi_S)} \sim f_{1T}^{\perp}(x, k_\perp) \otimes D_1(z, p_\perp)$$



6 GeV JLab E06-010, X. Qian *et al.*, PRL 107, 072003 (2011).

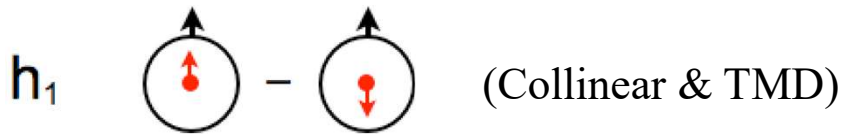
Model Calculation



Bacchetta, Conti, Radici
PR D 78, 074010 (2008).

Transverse Spin Structure

Transversity



Chiral-odd

Unique for the quarks.
No mixing with gluons.
Simpler evolution effect.



A transverse counter part to the longitudinal spin structure: helicity g_{1L}

They are NOT the same due to relativity.

NOT accessible via inclusive DIS process.
Must couple to another chiral-odd function.
(*e.g.* Collins function H_1^\perp)

Measured via

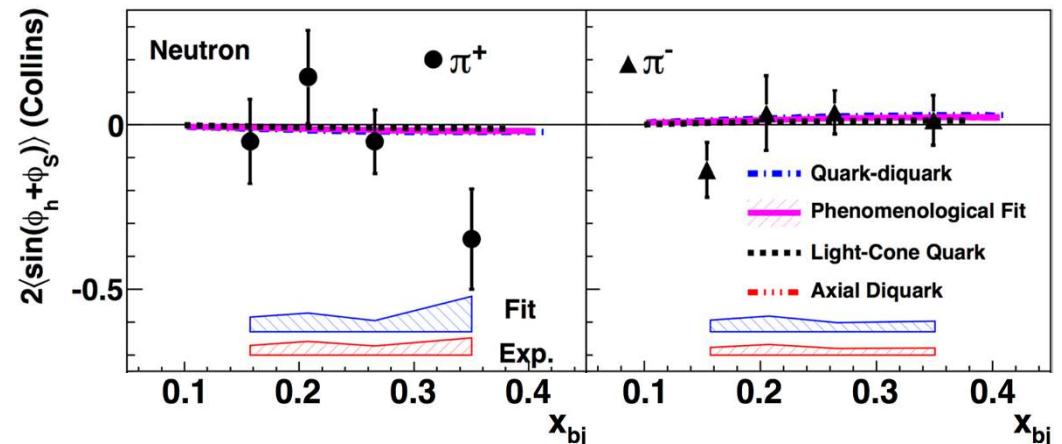
SIDIS (E12-10-006, E12-11-008), Drell-Yan
Di-hadron (E12-10-006A)

Measurement in SIDIS

Single spin asymmetry
(Collins asymmetry)

$$A_{UT}^{\sin(\phi_h + \phi_S)} \sim h_1(x, k_\perp) \otimes H_1^\perp(z, p_\perp)$$

$H_1^\perp(z, p_\perp)$ Collins fragmentation function



6 GeV JLab E06-010, X. Qian *et al.*, PRL 107, 072003 (2011).

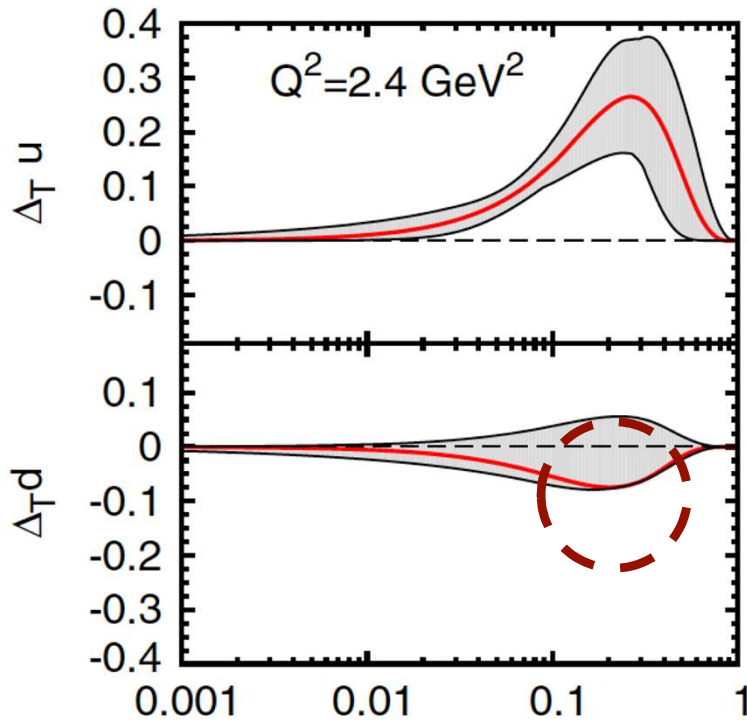
Soffer's Inequality

Soffer's bound

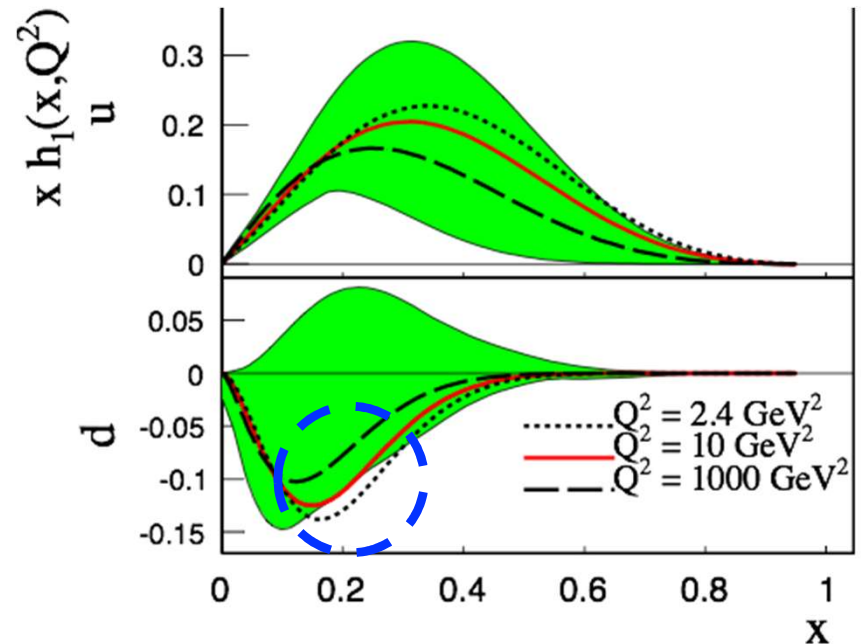
$$|h_1(x)| \leq \frac{1}{2} [f_1(x) + g_{1L}(x)]$$

Derived by using the positivity constraint on the forward scattering helicity amplitude.

Global fits of transversity



M. Anselmino *et al.*, PR D 92, 114023 (2015).



Z.-B. Kang *et al.*, PR D 93, 014009 (2016).

Test Soffer's inequality @ SoLID

- **Single Spin Asymmetry in Exclusive π Production**
Frankfurt et al. have shown A_L^\perp vanishes if E is zero
 [PRD 60(1999)014010].
 - **If $\tilde{E} \neq 0$, the asymmetry will produce a $\sin\beta$ dependence.**
- They also argue that precocious factorization of the π production amplitude into three blocks is likely:
 1. overlap integral between γ , π wave functions.
 2. the hard interaction.
 3. the GPD.
 - **Higher order corrections, which may be significant at low Q^2 for σ_L , likely cancel in A_L^\perp .**
- **A_L^\perp expected to display precocious factorization at moderate $Q^2 \sim 2-4 \text{ GeV}^2$.**

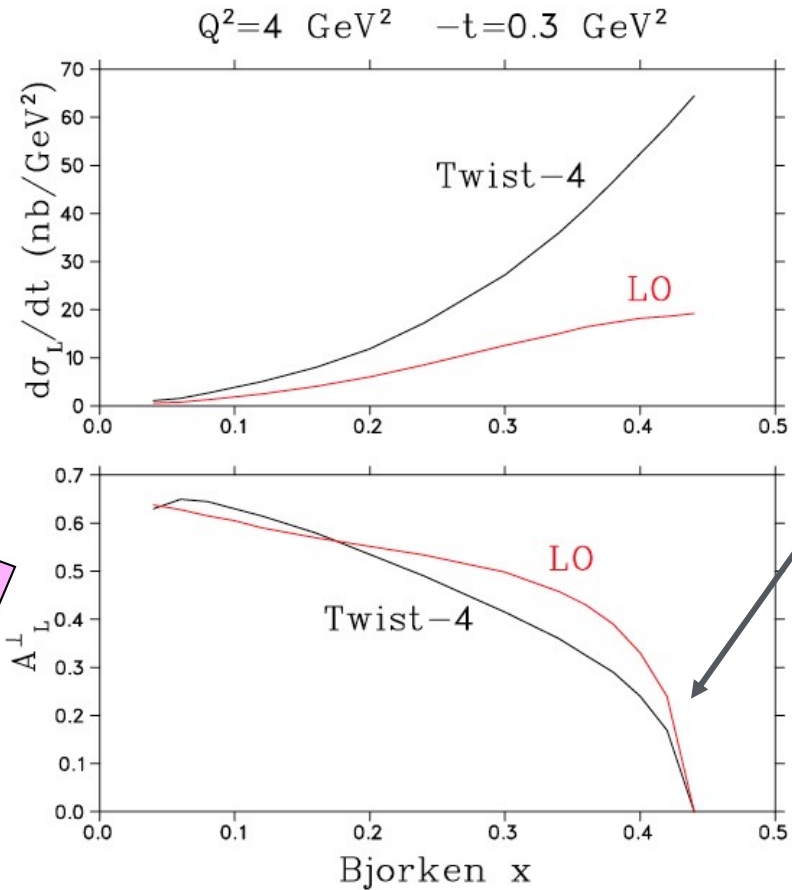
GPD information in A_L^\perp may be particularly clean

- A_L^\perp is expected to display precocious factorization at only $Q^2 \sim 2-4 \text{ GeV}^2$:

- At $Q^2=10 \text{ GeV}^2$, Twist-4 effects can be large, but cancel in A_L^\perp

(Belitsky & Müller PLB 513(2001)349).

- At $Q^2=4 \text{ GeV}^2$, higher twist effects even larger in σ_L , but still cancel in the asymmetry



This relatively low value of Q^2 for the expected onset of precocious scaling is important, because it is experimentally accessible at Jefferson Lab.

Transverse Target Single Spin Asymmetry in DEMP



Unpolarized
Cross section

$$2\pi \frac{d^2 \sigma_{UU}}{dt d\phi} = \varepsilon \frac{d\sigma_L}{dt} + \frac{d\sigma_T}{dt} + \sqrt{2\varepsilon(\varepsilon+1)} \frac{d\sigma_{LT}}{dt} \cos \phi + \varepsilon \frac{d\sigma_{TT}}{dt} \cos 2\phi$$

Transversely
polarized cross
section has
additional
components

$$\frac{d^3 \sigma_{UT}}{dt d\phi d\phi_s} = - \frac{P_{\perp} \cos \theta_q}{\sqrt{1 - \sin^2 \theta_q \sin^2 \phi_s}}$$

Gives rise to Asymmetry Moments

$$A(\phi, \phi_s) = \frac{d^3 \sigma_{UT}(\phi, \phi_s)}{d^2 \sigma_{UU}(\phi)}$$

$$= - \sum_k A_{UT}^{\sin(\mu\phi + \lambda\phi_s)_k} \sin(\mu\phi + \lambda\phi_s)_k$$

$$\left(\begin{aligned} & \sin \beta \text{Im}(d\sigma_{++}^{+-} + \varepsilon d\sigma_{00}^{+-}) \\ & + \sin \phi \sqrt{\varepsilon(1+\varepsilon)} \text{Im}(d\sigma_{+0}^{+-}) \\ & + \sin(\phi + \phi_s) \frac{\varepsilon}{2} \text{Im}(d\sigma_{+-}^{+-}) \\ & + \sin(2\phi - \phi_s) \sqrt{\varepsilon(1+\varepsilon)} \text{Im}(d\sigma_{+0}^{-+}) \\ & + \sin(3\phi - \phi_s) \frac{\varepsilon}{2} \text{Im}(d\sigma_{+-}^{-+}) \end{aligned} \right)$$

$\sigma_{mn}^{ij} \rightarrow$ nucleon polarizations $ij = (+1/2, -1/2)$
photon polarizations $mn = (-1, 0, +1)$

Unseparated $\sin\beta = \sin(\phi - \phi_s)$ Asymmetry Moment

$$A_{UT}^{\sin(\phi - \phi_s)} \propto \frac{d\sigma_{00}^{+-}}{d\sigma_L \binom{++}{00}} \propto \frac{\text{Im}(\tilde{E}^* \tilde{H})}{|\tilde{E}|^2} \text{ where } \tilde{E} \propto \tilde{H}$$

Ref: M. Diehl, S. Sapeta,
Eur.Phys.J. C41(2005)515.

Note: Trento convention used for rest of talk

Garth Huber,
huberg@uregina.ca

HERMES $\sin(\beta=\varphi-\varphi_s)$ Asymmetry Moment

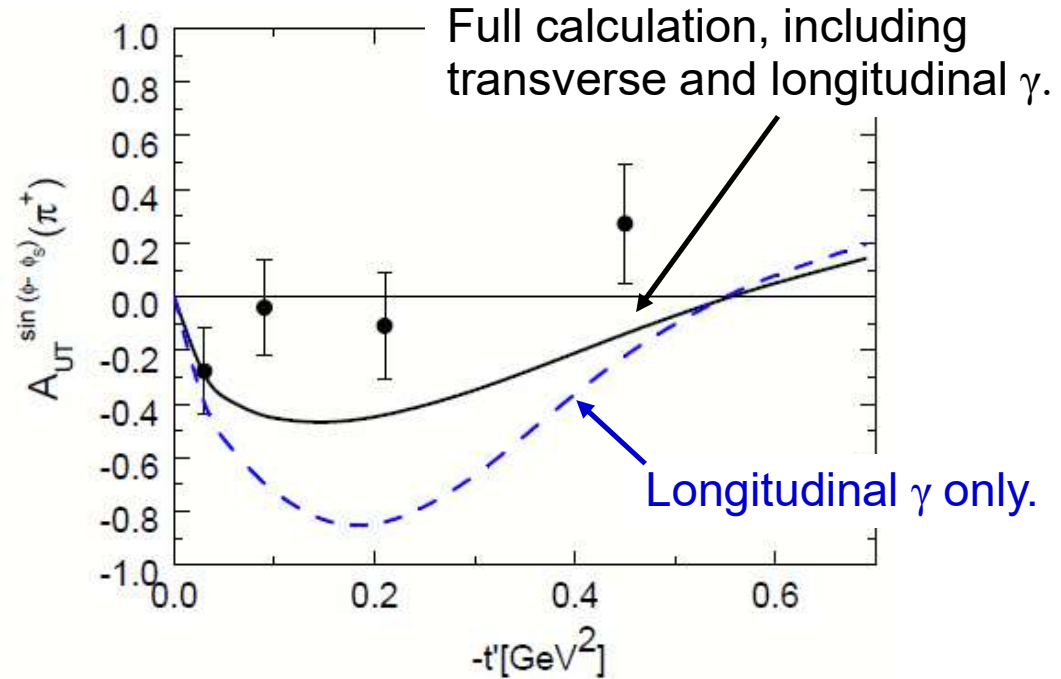


- Exclusive π^+ production by scattering 27.6 GeV positrons or electrons from transverse polarized ^1H **without L/T separation**. [PLB 682(2010)345].

Analyzed in terms of 6 Fourier amplitudes for φ_π, φ_s .

Asymmetry is diluted by $\sim 50\%$.

$\langle x_B \rangle = 0.13$, $\langle Q^2 \rangle = 2.38 \text{ GeV}^2$,
 $\langle -t \rangle = 0.46 \text{ GeV}^2$.



- Goloskokov and Kroll indicate the HERMES results have significant contributions from transverse photons, as well as from L and T interferences [Eur Phys.J. C65(2010)137].

- Nonetheless, the HERMES data are consistent with GPD models based on the dominance of \tilde{E} over \tilde{H} at low $-t$.

- In fact, the sign crossing in the model curve at $-t \approx 0.5 \text{ GeV}^2$ is due to the large contribution from \tilde{E} demanded by the data.

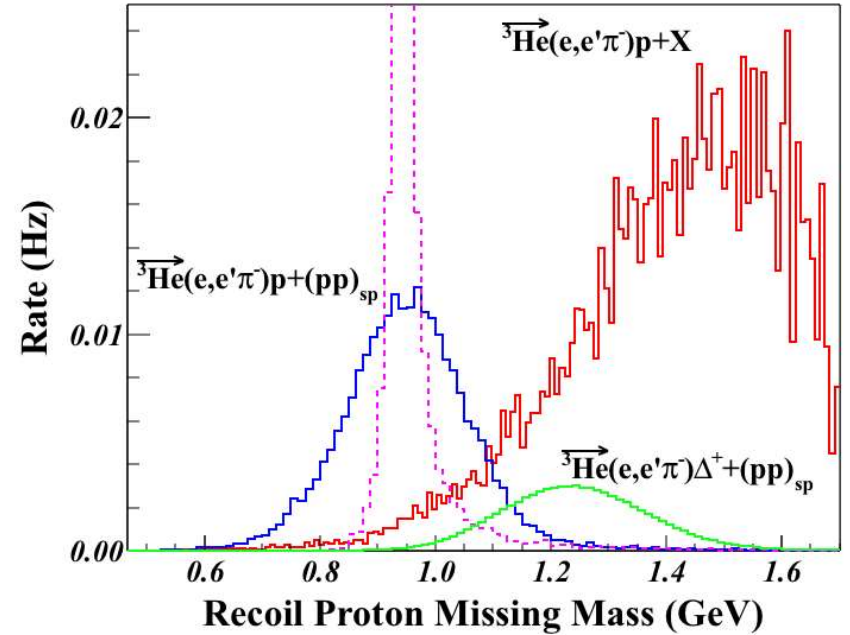
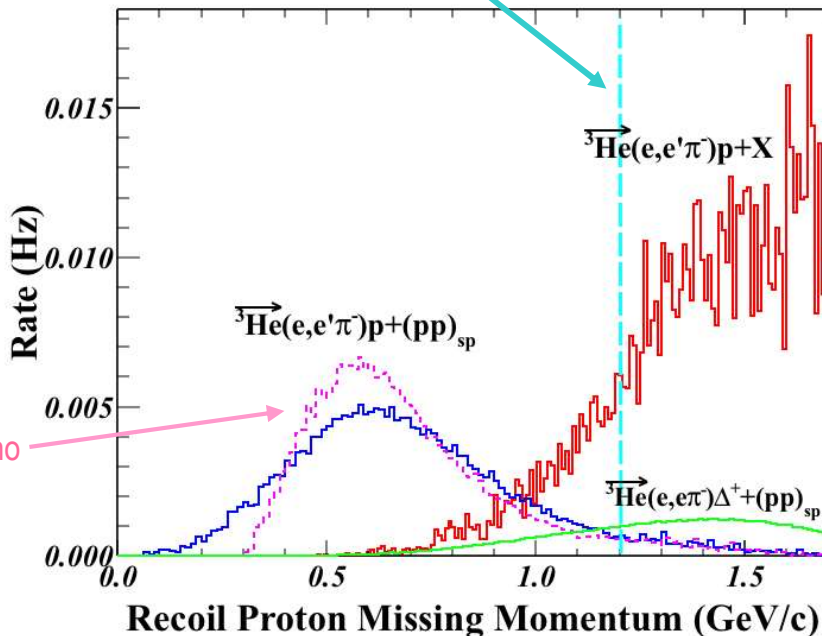
Example Cuts to Reduce Background



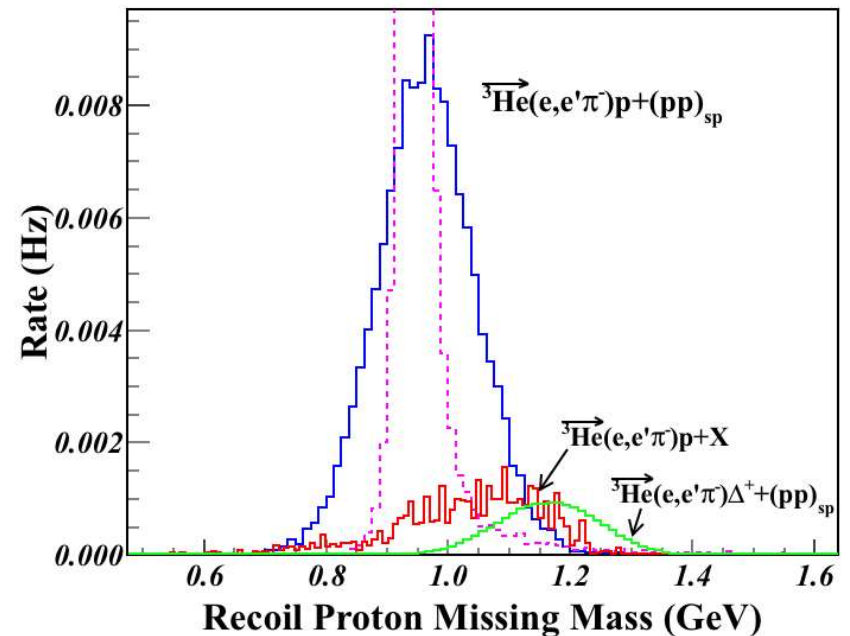
Two different background channels were simulated:

- SoLID-SIDIS generator $p(e, e'\pi)X$ and $n(e, e'\pi)X$, where we assume all X fragments contain a proton (over-estimate).
- $an \rightarrow \pi \Delta^+ \rightarrow \pi^- \pi^0 p$ where the Δ^+ (polarized) decays with $l=1, m=0$ angular distribution (more realistic).

Apply $P_{miss} > 1.2$ GeV/c cut



Background remaining after P_{miss} cut



Scattering & radiation but no resolution smearing

Garth Huber, hihern@uregina.ca



- $A_{UT}^{\sin(\phi-\phi_S)}$ transverse single-spin asymmetry in exclusive π production is particularly sensitive to the spin-flip GPD \tilde{E} . Factorization studies indicate precocious scaling to set in at moderate $Q^2 \sim 2-4 \text{ GeV}^2$, while scaling is not expected until $Q^2 > 10 \text{ GeV}^2$ for absolute cross section.
- $A_{UT}^{\sin(\phi_S)}$ asymmetry can also be extracted from same data, providing powerful additional GPD-model constraints and insight into the role of transverse photon contributions at small $-t$, and over wide range of ξ .
- **High luminosity and good acceptance capabilities of SoLID make it well-suited for this measurement. It is the only feasible manner to access the wide $-t$ range needed to fully understand the asymmetries.**
- We propose to analyze the E12-10-006 event files off-line to look for $e-\pi-p$ triple coincidence events. To be conservative, we assume the recoil proton is only identified, and its momentum is not used to further reduce SIDIS (and other) background.
- **We used a sophisticated UML analysis to extract the asymmetries from simulated data in a realistic manner, just as was used in the pioneering HERMES data. The projected data are expected to be a considerable advance over HERMES in kinematic coverage and statistical precision.**
- SoLID measurement is also important preparatory work for future EIC.